

Child Care in Lincoln County



August 2015

Child Care Aware of Washington

Our mission is to **support families and caregivers, shape policy, and build communities** that promote the **learning and development of children and youth** throughout Washington State through a strong statewide network of local child care resource and referral programs.

Since 1989, our regional member programs and statewide Family Center have enhanced the quality of child care and helped families by:

- Delivering training, technical assistance, & consultation to child care providers
- Supplying families with consumer education & referrals for child care

(formerly the Washington State Child Care Resource & Referral Network)

Lincoln County

is served locally by

Child Care Aware of Eastern Washington

a program of

Community-Minded Enterprises

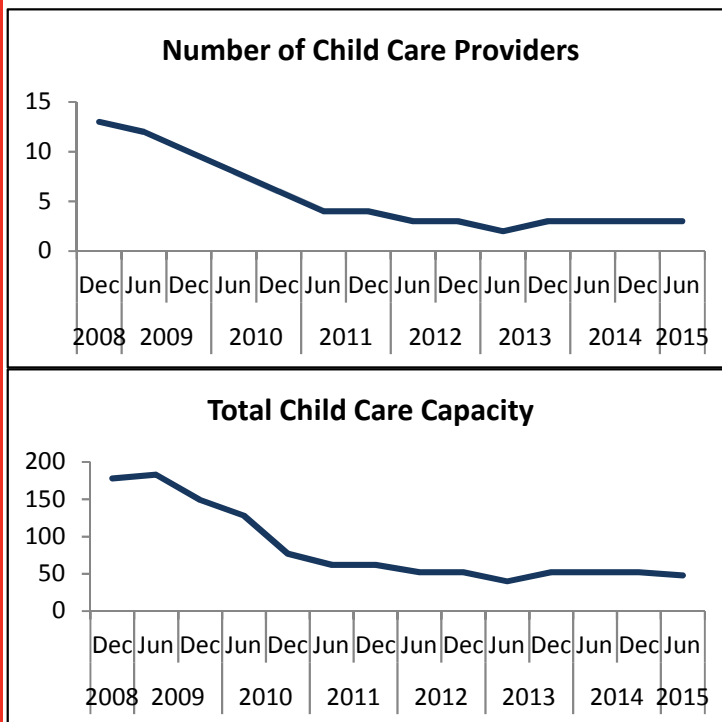
25 W Main Ste 310
Spokane, WA 99201

<http://community-minded.org/child-care>
800.446.2229

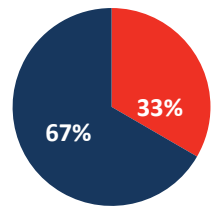
Trends in Child Care

In most parts of Washington, the number of child care providers has dropped over the past few years while the total capacity for children has been relatively stable since June 2014.

In Lincoln County, the number of child care providers has dropped from 13 with capacity for 178 children in 2008, to 3 providers with capacity for 48 children in June of 2015.*

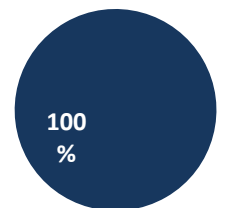


Child Care Provider Type



- Centers
- Family Child Care
- School Age Only

Acceptance of State Subsidy



- Accept
- Do not accept

Early Achievers

Early Achievers is Washington's **Quality Rating and Improvement System (QRIS)**, which gives training, technical assistance, coaching, awards, scholarships, and other benefits to child care providers **to improve the quality of their care.**

Statewide, 2,758 child care providers have joined since July 2012.

Approximately 33% of licensed child care providers in Lincoln County are enrolled in Early Achievers. Early Achievers will provide families with valuable child care program quality information so they can make informed child care choices.

Early Achievers (QRIS) Participation

| | |
|------------------------------------|---------|
| Total | 3 |
| Child Care Centers | 1 |
| Family Child Care | 0 |
| Head Start & State Preschool Sites | 2 |
| Start Date | 7/1/12 |
| Enrollment as of | 8/26/15 |

Demographics

Population¹

| | |
|------------------------------|--------|
| Total Population in 2014 | 10,700 |
| Change since 2010 | 130 |
| Children under 5 yrs | 517 |
| Children under 15 yrs | 1,849 |
| K-12 Enrollment ² | 2,050 |

Economics

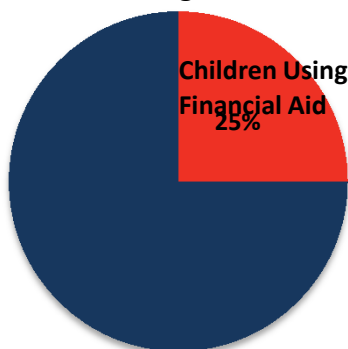
| | |
|---|---------------|
| % of children under 18 living in poverty ³ | 19.9% |
| % of children under 6 w/ all parents working ⁴ | 26.6 to 49.8% |
| Median Household Income ¹ | \$51,785 |
| Unemployment Rate ⁵ | 5.3% |

Helping Families Find Child Care in 2015

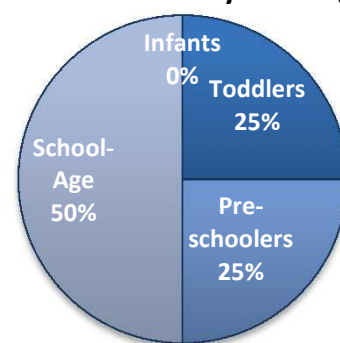
In FY2015, Child Care Aware of Washington programs helped 16,027 families find child care providers matching their unique needs.

In Lincoln County alone, we helped 3 families with 4 children in need of child care to search for matching providers 5 times.

Children Using Subsidies



Referral Demand by Child Age



Compensation in 2012

| Comparison of Average Annual Salary/Income ⁶ | |
|---|----------|
| Child Care Center Teacher | \$23,280 |
| Child Care Center Director | \$29,988 |
| Family Child Care Provider (Gross Earnings) | \$26,732 |
| K-12 Teacher ⁷ | \$54,728 |

Monthly Cost of Child Care in 2015

| Centers | Median Cost | 75th Percentile Cost | State Subsidy Rate | Median Cost as a % of Median Income |
|------------|-------------|----------------------|--------------------|-------------------------------------|
| Infant | N/A | N/A | \$682 | N/A |
| Toddler | \$598 | \$598 | \$574 | 14% |
| Preschool | \$498 | \$498 | \$542 | 12% |
| School Age | \$186 | \$186 | \$510 | 4% |

| Family Child Care | Median Cost | 75th Percentile Cost | State Subsidy Rate | Median Cost as a % of Median Income |
|-------------------|-------------|----------------------|--------------------|-------------------------------------|
| Infant | \$451 | \$451 | \$581 | 10% |
| Toddler | \$451 | \$451 | \$505 | 10% |
| Preschool | \$399 | \$399 | \$505 | 9% |
| School Age | N/A | N/A | \$449 | N/A |

Contact Child Care Aware of Washington

1551 Broadway, Ste 300
Tacoma, WA 98402
866.416.4321

Data Sources:

Most data is from Child Care Aware of Washington. More data and full citations are available at <http://wa.childcareaware.org>.

*Includes licensed child care (centers and family child care) and exempt school-age programs only

¹ Washington State Office of Financial Management, 2014

² Office of the Superintendent Public Instruction, October Enrollment Report, 2014-2015

³ U.S. Census Bureau Small Area Income and Poverty Estimates, 2013

⁴ U.S. Census Bureau American Community Survey, 2013

⁵ Washington State Employment Security Department; U.S. BLS, Local Area Unemployment Statistics, 2015 (not seasonally-adjusted)

⁶ Department of Early Learning & Washington State University, Washington State 2012 Child Care Survey

Note: Child care provider income is regional data, not county-specific. Lincoln County is in DEL Region 1 which includes: Adams, Asotin, Chelan, Douglas, Ferry, Garfield, Grant, Lincoln, Okanogan, Pend Or., Spokane, Stevens, Whitman.

⁷ Office of the Superintendent Public Instruction, K-12 Data and Reports Builder, 2012-2013

For more information, go to <http://wa.childcareaware.org>