



Child Care in Walla Walla County



August 2015

Child Care Aware of Washington

Our mission is to **support families and caregivers, shape policy, and build communities** that promote the **learning and development of children and youth** throughout Washington State through a strong statewide network of local child care resource and referral programs.

Since 1989, our regional member programs and statewide Family Center have enhanced the quality of child care and helped families by:

- Delivering training, technical assistance, & consultation to child care providers
- Supplying families with consumer education & referrals for child care

(formerly the Washington State Child Care Resource & Referral Network)

Walla Walla County

is served locally by

Child Care Aware of Eastern Washington

a program of

Community-Minded Enterprises

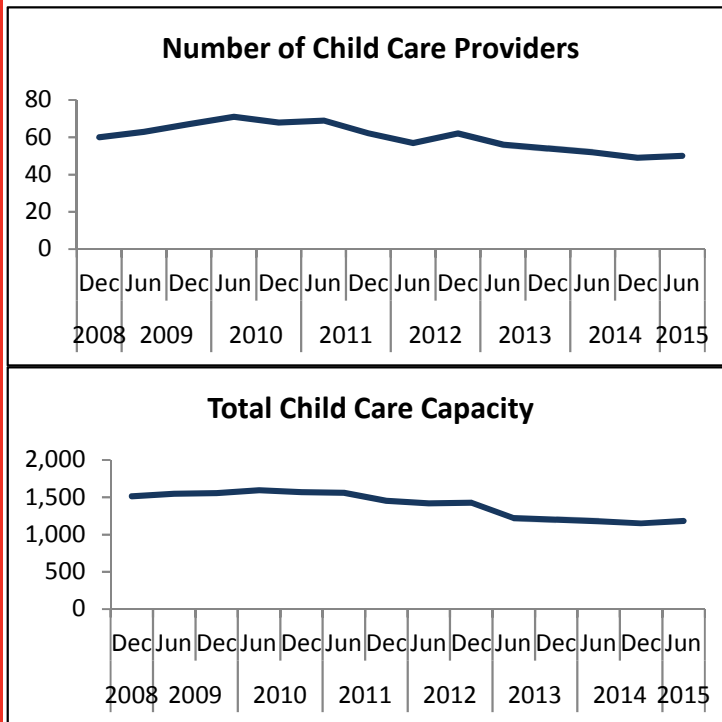
25 W Main Ste 310
Spokane, WA 99201

<http://community-minded.org/child-care>
800.446.2229

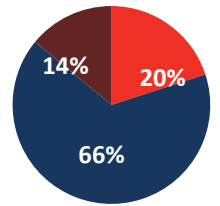
Trends in Child Care

In most parts of Washington, the number of child care providers has dropped over the past few years while the total capacity for children has been relatively stable since June 2014.

In Walla Walla County, the number of child care providers has dropped from 60 with capacity for 1512 children in 2008, to 50 providers with capacity for 1183 children in June of 2015.*

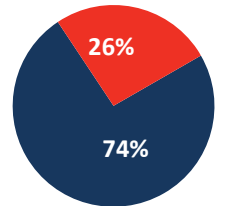


Child Care Provider Type



- Centers
- Family Child Care
- School Age Only

Acceptance of State Subsidy



- Accept
- Do not accept

Early Achievers

Early Achievers is Washington's **Quality Rating and Improvement System (QRIS)**, which gives training, technical assistance, coaching, awards, scholarships, and other benefits to child care providers **to improve the quality of their care.**

Statewide, 2,758 child care providers have joined since July 2012.

Approximately 59% of licensed child care providers in Walla Walla County are enrolled in Early Achievers. Early Achievers will provide families with valuable child care program quality information so they can make informed child care choices.

Early Achievers (QRIS) Participation

Total	30
Child Care Centers	5
Family Child Care	21
Head Start & State Preschool Sites	4
Start Date	7/1/12
Enrollment as of	8/26/15

Demographics

Population¹

Total Population in 2014	60,150
Change since 2010	1,369
Children under 5 yrs	3,426
Children under 15 yrs	10,819
K-12 Enrollment ²	8,896

Economics

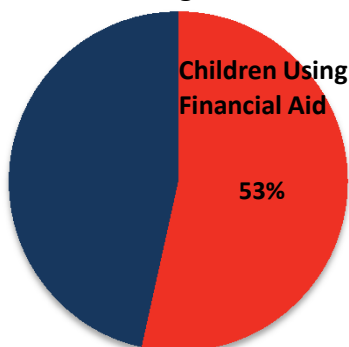
% of children under 18 living in poverty ³	22.6%
% of children under 6 w/ all parents working ⁴	64.6 to 75.4%
Median Household Income ¹	\$47,342
Unemployment Rate ⁵	5.5%

Helping Families Find Child Care in 2015

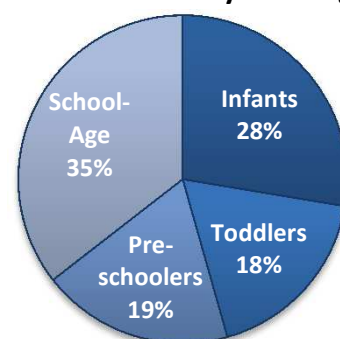
In FY2015, Child Care Aware of Washington programs helped 16,027 families find child care providers matching their unique needs.

In Walla Walla County alone, we helped 167 families with 230 children in need of child care to search for matching providers 233 times.

Children Using Subsidies



Referral Demand by Child Age



Compensation in 2012

Comparison of Average Annual Salary/Income ⁶	
Child Care Center Teacher	\$26,016
Child Care Center Director	\$27,312
Family Child Care Provider (Gross Earnings)	\$25,674
K-12 Teacher ⁷	\$52,925

Contact Child Care Aware of Washington

1551 Broadway, Ste 300
Tacoma, WA 98402
866.416.4321

Monthly Cost of Child Care in 2015

Centers	Median Cost	75th Percentile Cost	State Subsidy Rate	Median Cost as a % of Median Income
Infant	\$867	\$932	\$765	22%
Toddler	\$815	\$828	\$657	21%
Preschool	\$650	\$737	\$574	16%
School Age	\$600	\$650	\$561	15%

Family Child Care	Median Cost	75th Percentile Cost	State Subsidy Rate	Median Cost as a % of Median Income
Infant	\$650	\$677	\$613	16%
Toddler	\$650	\$696	\$533	16%
Preschool	\$611	\$650	\$477	15%
School Age	\$542	\$618	\$477	14%

Data Sources:

Most data is from Child Care Aware of Washington. More data and full citations are available at <http://wa.childcareaware.org>.

*Includes licensed child care (centers and family child care) and exempt school-age programs only

¹ Washington State Office of Financial Management, 2014

² Office of the Superintendent Public Instruction, October Enrollment Report, 2014-2015

³ U.S. Census Bureau Small Area Income and Poverty Estimates, 2013

⁴ U.S. Census Bureau American Community Survey, 2013

⁵ Washington State Employment Security Department; U.S. BLS, Local Area Unemployment Statistics, 2015 (not seasonally-adjusted)

⁶ Department of Early Learning & Washington State University, Washington State 2012 Child Care Survey

Note: Child care provider income is regional data, not county-specific. Walla Walla County is in DEL Region 2 which includes: Benton, Columbia, Franklin, Kittitas, Walla Walla, Yakima.

⁷ Office of the Superintendent Public Instruction, K-12 Data and Reports Builder, 2012-2013

For more information, go to <http://wa.childcareaware.org>