

Child Care in Yakima County



August 2015

Child Care Aware of Washington

Our mission is to **support families and caregivers, shape policy, and build communities** that promote the **learning and development of children and youth** throughout Washington State through a strong statewide network of local child care resource and referral programs.

Since 1989, our regional member programs and statewide Family Center have enhanced the quality of child care and helped families by:

- Delivering training, technical assistance, & consultation to child care providers
- Supplying families with consumer education & referrals for child care

(formerly the Washington State Child Care Resource & Referral Network)

Yakima County

is served locally by

Child Care Aware of Central Washington

a program of

Catholic Family & Child Service

5301 Tieton Dr. Suite C
Yakima, WA 98908-3478

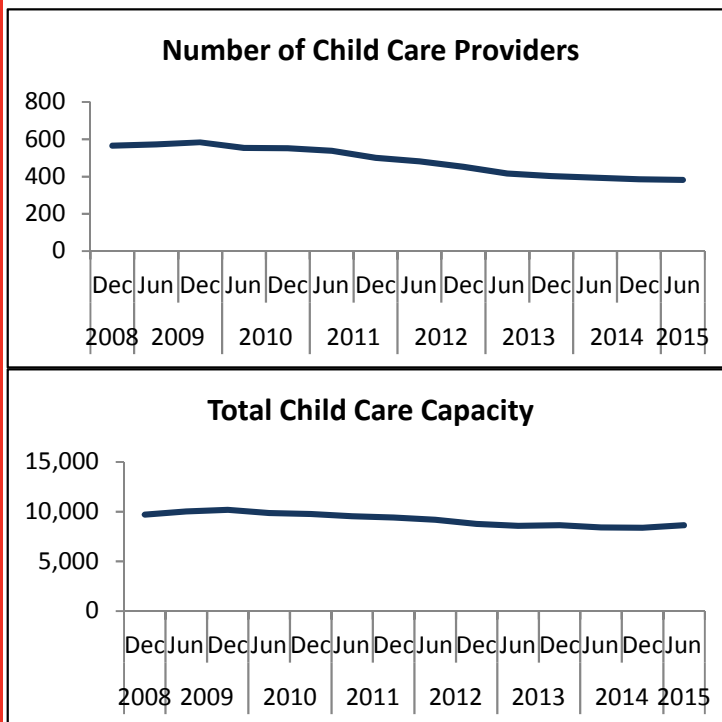
<http://ccrrcentralwa.org/>

877.965.7109

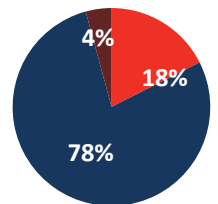
Trends in Child Care

In most parts of Washington, the number of child care providers has dropped over the past few years while the total capacity for children has been relatively stable since June 2014.

In Yakima County, the number of child care providers has dropped from 566 with capacity for 9707 children in 2008, to 382 providers with capacity for 8656 children in June of 2015.*

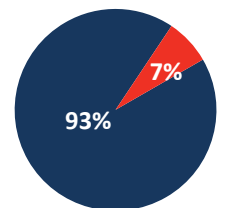


Child Care Provider Type



- Centers
- Family Child Care
- School Age Only

Acceptance of State Subsidy



- Accept
- Do not accept

Early Achievers

Early Achievers is Washington's **Quality Rating and Improvement System (QRIS)**, which gives training, technical assistance, coaching, awards, scholarships, and other benefits to child care providers **to improve the quality of their care.**

Statewide, 2,758 child care providers have joined since July 2012.

Approximately 43% of licensed child care providers in Yakima County are enrolled in Early Achievers. Early Achievers will provide families with valuable child care program quality information so they can make informed child care choices.

Early Achievers (QRIS) Participation

Total	166
Child Care Centers	34
Family Child Care	119
Head Start & State Preschool Sites	13
Start Date	7/1/12
Enrollment as of	8/26/15

Demographics

Population¹

Total Population in 2014	248,800
Change since 2010	5,569
Children under 5 yrs	22,227
Children under 15 yrs	64,538
K-12 Enrollment ²	53,053

Economics

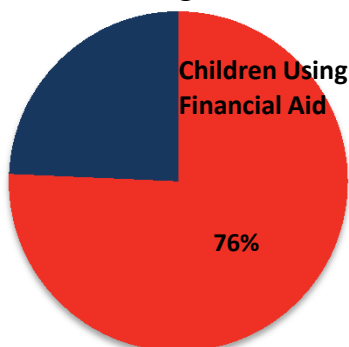
% of children under 18 living in poverty ³	29%
% of children under 6 w/ all parents working ⁴	60.7 to 66.5%
Median Household Income ¹	\$43,336
Unemployment Rate ⁵	6.6%

Helping Families Find Child Care in 2015

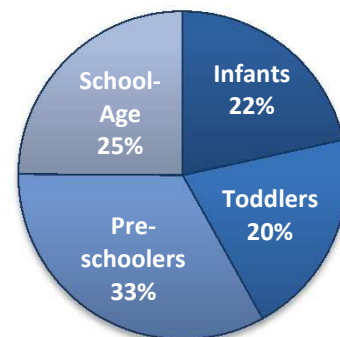
In FY2015, Child Care Aware of Washington programs helped 16,027 families find child care providers matching their unique needs.

In Yakima County alone, we helped 540 families with 897 children in need of child care to search for matching providers 709 times.

Children Using Subsidies



Referral Demand by Child Age



Compensation in 2012

Comparison of Average Annual Salary/Income ⁶	
Child Care Center Teacher	\$26,016
Child Care Center Director	\$27,312
Family Child Care Provider (Gross Earnings)	\$25,674
K-12 Teacher ⁷	\$51,218

Monthly Cost of Child Care in 2015

Centers	Median Cost	75th Percentile Cost	State Subsidy Rate	Median Cost as a % of Median Income
Infant	\$693	\$789	\$689	19%
Toddler	\$563	\$624	\$575	16%
Preschool	\$520	\$550	\$533	14%
School Age	\$321	\$442	\$471	9%

Family Child Care	Median Cost	75th Percentile Cost	State Subsidy Rate	Median Cost as a % of Median Income
Infant	\$607	\$650	\$613	17%
Toddler	\$542	\$607	\$533	15%
Preschool	\$477	\$542	\$477	13%
School Age	\$238	\$325	\$477	7%

Contact Child Care Aware of Washington

1551 Broadway, Ste 300
Tacoma, WA 98402
866.416.4321

Data Sources:

Most data is from Child Care Aware of Washington. More data and full citations are available at <http://wa.childcareaware.org>.

*Includes licensed child care (centers and family child care) and exempt school-age programs only

¹ Washington State Office of Financial Management, 2014

² Office of the Superintendent Public Instruction, October Enrollment Report, 2014-2015

³ U.S. Census Bureau Small Area Income and Poverty Estimates, 2013

⁴ U.S. Census Bureau American Community Survey, 2013

⁵ Washington State Employment Security Department; U.S. BLS, Local Area Unemployment Statistics, 2015 (not seasonally-adjusted)

⁶ Department of Early Learning & Washington State University, Washington State 2012 Child Care Survey

Note: Child care provider income is regional data, not county-specific. Yakima County is in DEL Region 2 which includes: Benton, Columbia, Franklin, Kittitas, Walla Walla, Yakima.

⁷ Office of the Superintendent Public Instruction, K-12 Data and Reports Builder, 2012-2013

For more information, go to <http://wa.childcareaware.org>