

Child Care in Grant County



January 2017

Child Care Aware of Washington

Child Care Aware of Washington provides thorough and independent information and support:

- For families seeking quality child care
- For child care programs seeking to improve quality and
 - For effective policymaking

Since 1989, our regional member programs and statewide Family Center have enhanced the quality of child care and helped families by:

- Delivering training, technical assistance, & consultation to child care providers
- Supplying families with consumer education & referrals for child care

(formerly the Washington State Child Care Resource & Referral Network)

Grant County

is served locally by

Child Care Aware of Central Washington

a program of

Catholic Family & Child Service

5301 Tieton Dr. Suite C
Yakima, WA 98908-3478

<http://ccrcentralwa.org/>

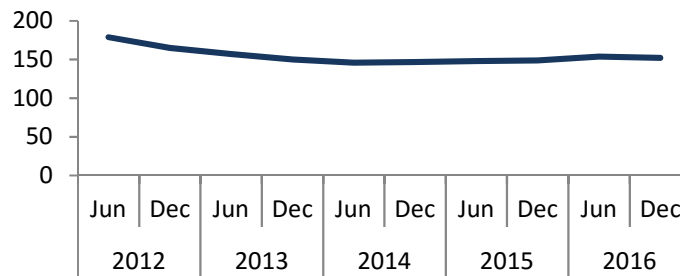
877.965.7109

Trends in Child Care

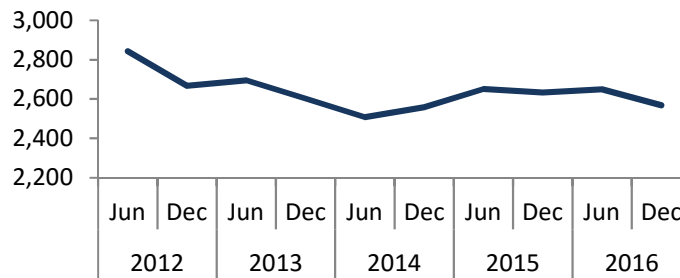
In most parts of Washington, the number of child care providers and capacity for children declined several years ago, but since 2013 the number of providers has become more stable.

In Grant County, the number of child care providers has dropped from 179 with capacity for 2843 children in 2012, to 152 providers with capacity for 2568 children in December of 2016.*

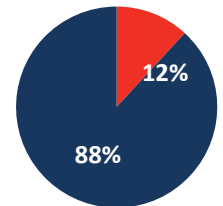
Number of Child Care Providers



Total Child Care Capacity

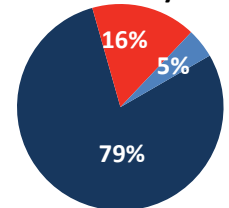


Child Care Provider Type



- Centers
- Family Child Care
- School Age Only

State Subsidy



- Accept all ages
- Do not accept
- Accept school age only

Early Achievers

Early Achievers is Washington's **Quality Rating and Improvement System (QRIS)**, which gives training, technical assistance, coaching, awards, scholarships, and other benefits to child care providers **to improve the quality of their care.**

Statewide, 3,998 child care providers participate in Early Achievers.

Approximately 84% of licensed child care providers in Grant County are enrolled in Early Achievers. Early Achievers provides families with valuable child care program quality information so they can make informed child care choices.

Early Achievers (QRIS) Participation

| | |
|------------------------------------|---------|
| Total | 138 |
| Child Care Centers | 10 |
| Family Child Care | 118 |
| Head Start & State Preschool Sites | 10 |
| Enrollment as of | 2/28/17 |

Demographics

Population¹

| | |
|------------------------------|--------|
| Total Population in 2016 | 94,610 |
| Change since 2012 | 3,610 |
| Children under 5 yrs | 7,706 |
| Children under 15 yrs | 23,498 |
| K-12 Enrollment ² | 20,427 |

Economics

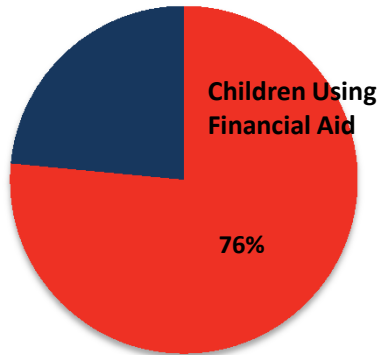
| | |
|---|---------------|
| % of children under 18 living in poverty ³ | 20.6% |
| % of children under 6 w/ all parents working ⁴ | 56.9 to 65.9% |
| Median Household Income ¹ | \$50,356 |
| Unemployment Rate ⁵ | 7.3% |

Helping Families Find Child Care in 2016

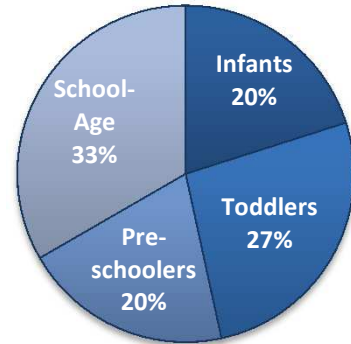
In 2016, Child Care Aware of Washington programs helped 15,753 families find child care providers matching their unique needs.

In Grant County alone, we helped 138 families with 234 children in need of child care to search for matching providers 167 times.

Children Using Subsidies



Referral Demand by Child Age



Compensation in 2014

| Comparison of Average Annual Salary/Income ⁶ | |
|---|----------|
| Child Care Center Teacher | \$23,712 |
| Child Care Center Director | \$30,804 |
| Family Child Care Provider (Gross Earnings) | \$34,966 |
| K-12 Teacher (Statewide) ⁷ | \$57,822 |

Monthly Cost of Child Care in 2016

| Centers | Median Cost | 75th Percentile Cost | State Subsidy Rate | Median Cost as a % of Median Income |
|------------|-------------|----------------------|--------------------|-------------------------------------|
| Infant | \$693 | \$795 | \$696 | 17% |
| Toddler | \$607 | \$650 | \$585 | 14% |
| Preschool | \$607 | \$650 | \$553 | 14% |
| School Age | \$303 | \$312 | \$520 | 7% |

| Family Child Care | Median Cost | 75th Percentile Cost | State Subsidy Rate | Median Cost as a % of Median Income |
|-------------------|-------------|----------------------|--------------------|-------------------------------------|
| Infant | \$641 | \$715 | \$642 | 15% |
| Toddler | \$563 | \$650 | \$558 | 13% |
| Preschool | \$542 | \$607 | \$515 | 13% |
| School Age | \$386 | \$459 | \$458 | 9% |

Contact Child Care Aware of Washington

1551 Broadway, Ste 300
Tacoma, WA 98402
866.416.4321

Data Sources:

Most data is from Child Care Aware of Washington. More data and full citations are available at <http://wa.childcareaware.org>.

*Includes licensed child care (centers and family child care) and exempt school-age programs only

¹Washington State Office of Financial Management, 2016

²Office of the Superintendent Public Instruction, October Enrollment Report, 2016-2017

³U.S. Census Bureau Small Area Income and Poverty Estimates, 2015

⁴U.S. Census Bureau American Community Survey, 2015

⁵Washington State Employment Security Department; U.S. BLS, Local Area Unemployment Statistics, 2016 (not seasonally-adjusted)

⁶Department of Early Learning & Washington State University, Washington State 2015 Child Care Survey

Note: Child care provider income is regional data, not county-specific. Grant County is in DEL Region 1 which includes: Adams, Asotin, Chelan, Douglas, Ferry, Garfield, Grant, Lincoln, Okanogan, Pend Or., Spokane, Stevens, Whitman.

⁷Office of the Superintendent Public Instruction, Historical Comparison of Statewide School District Personnel, 2015-2016