



Child Care in King County



January 2021

In most parts of Washington, the number of child care providers declined from 2008-2013, becoming more stable from 2014-2020 although still in decline at a lesser rate. Capacity for children declined from 2008-2013, however due to more family child care closures than center-based care, capacity has risen from 2014-2019. There is a dip in number of providers and capacity in 2020. This may be understated because as of June 2020, 27% of child care capacity was temporarily closed due to COVID and based on our surveys of child care providers, some of these sites will not re-open.

Child Care Aware of Washington

Child Care Aware of Washington provides thorough and independent information and support:

- For families seeking quality child care
- For child care programs seeking to improve quality and
 - For effective policymaking

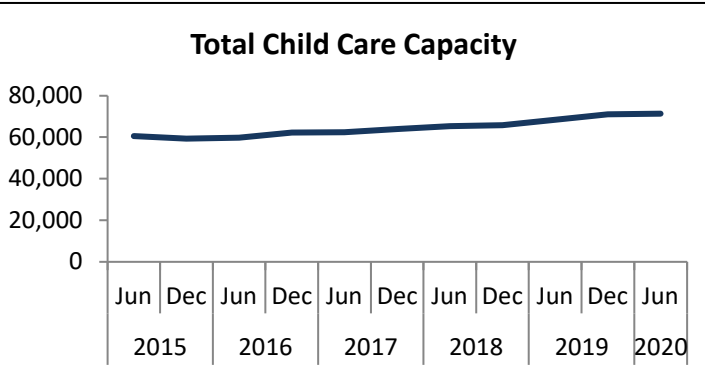
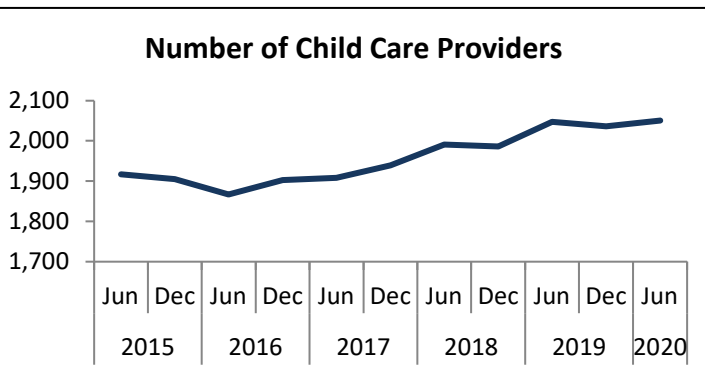
Since 1989, our regional member programs and statewide Family Center have enhanced the quality of child care and helped families by:

- Delivering training, technical assistance, & consultation to child care providers
- Supplying families with consumer education & referrals for child care

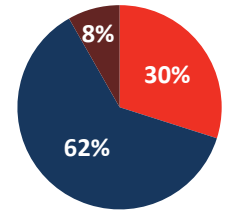
King County

is served locally by **Child Care Aware of King County** a program of Child Care Resources
 1225 S Weller, Ste 300
<http://www.childcare.org/>
 877.543.0059

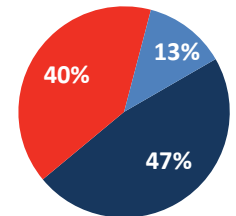
In King County, the number of child care providers has increased from 1,917 with capacity for 60,446 children in 2015, to 2,051 providers with capacity for 71,353 children in June of 2020.*



Child Care Provider Type



State Subsidy



- Accept all ages
- Do not accept
- Accept school age only

Early Achievers

Early Achievers is Washington's **Quality Rating and Improvement System (QRIS)**, which gives training, technical assistance, coaching, awards, scholarships, and other benefits to child care providers **to improve the quality of their care.**

Statewide, 3,831 child care providers participate in Early Achievers.

Approximately 69% of licensed child care providers in King County are enrolled in Early Achievers. Early Achievers provides families with valuable child care program quality information so they can make informed child care choices.

Early Achievers (QRIS) Participation

Total	1376
Child Care Centers	385
Family Child Care	923
Head Start & State Preschool Sites	68
Enrollment as of	9/14/20

Demographics

Population¹

Total Population in 2019	2,226,300
Change since 2015	173,500
Children under 5 yrs	127,090
Children under 15 yrs	393,165
K-12 Enrollment ²	292,324

Economics

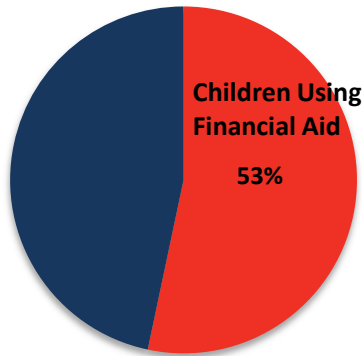
% of children under 18 living in poverty ³	10.8%
% of children under 6 w/ all parents working ⁴	57.7 to 64.1%
Median Household Income ¹	\$89,881
Unemployment Rate ⁵	9.6%

Helping Families Find Child Care in 2019

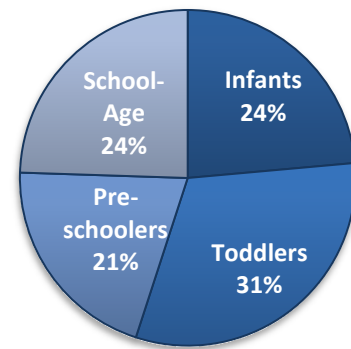
In 2019, Child Care Aware of Washington programs helped 9,759 families find child care providers matching their unique needs.

In King County alone, we helped 4828 families with 6349 children in need of child care to search for matching providers 6615 times.

Children Using Subsidies



Referral Demand by Child Age



Compensation in 2018

Comparison of Average Annual Salary/Income ⁶	
Child Care Center Teacher	\$24,552
Child Care Center Director	\$50,352
Family Child Care Provider (Gross Earnings)	\$37,236
K-12 Teacher (Statewide) ⁷	\$72,915

Contact Child Care Aware of Washington

1001 Pacific Avenue Suite 400
Tacoma, WA 98402
253.533.6805

Monthly Cost of Child Care in 2019

Centers	Median Cost	75th Percentile Cost	State Subsidy Rate	Median Cost as a % of Median Income
Infant	\$1,625	\$2,015	\$1,555	22%
Toddler	\$1,447	\$1,758	\$1,303	19%
Preschool	\$1,290	\$1,508	\$1,204	17%
School Age	\$672	\$884	\$724	9%

Family Child Care	Median Cost	75th Percentile Cost	State Subsidy Rate	Median Cost as a % of Median Income
Infant	\$1,178	\$1,300	\$1,178	16%
Toddler	\$982	\$1,200	\$1,178	13%
Preschool	\$884	\$1,083	\$890	12%
School Age	\$433	\$673	\$700	6%

Data Sources:

Most data is from Child Care Aware of Washington. More data and full citations are available at <http://wa.childcareaware.org>.

*Includes licensed child care (centers and family child care) and exempt school-age programs only

¹ Washington State Office of Financial Management, 2019

² Office of the Superintendent Public Instruction, October Enrollment Report, 2017-2018

³ U.S. Census Bureau Small Area Income and Poverty Estimates, 2018

⁴ U.S. Census Bureau American Community Survey, 2018

⁵ Washington State Employment Security Department; U.S. BLS, Local Area Unemployment Statistics, 2020 (not seasonally-adjusted)

⁶ Department of Early Learning & Washington State University, Washington State 2018 Child Care Survey

Note: Child care provider income is regional data, not county-specific. King County is in DEL Region 4 which includes: King.

⁷ Office of the Superintendent Public Instruction, Historical Comparison of Statewide School District Personnel, 2017-2018

For more information, go to <http://wa.childcareaware.org>