



# Child Care in Skagit County



January 2021

In most parts of Washington, the number of child care providers declined from 2008-2013, becoming more stable from 2014-2020 although still in decline at a lesser rate. Capacity for children declined from 2008-2013, however due to more family child care closures than center-based care, capacity has risen from 2014-2019. There is a dip in number of providers and capacity in 2020. This may be understated because as of June 2020, 27% of child care capacity was temporarily closed due to COVID and based on our surveys of child care providers, some of these site will not re-open.

## Child Care Aware of Washington

Child Care Aware of Washington provides thorough and independent information and support:

- For families seeking quality child care
- For child care programs seeking to improve quality and
  - For effective policymaking

Since 1989, our regional member programs and statewide Family Center have enhanced the quality of child care and helped families by:

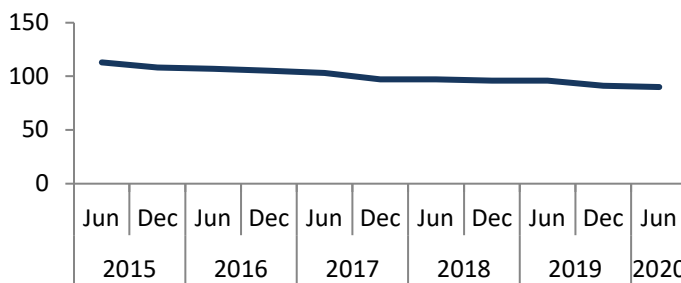
- Delivering training, technical assistance, & consultation to child care providers
- Supplying families with consumer education & referrals for child care

## Skagit County

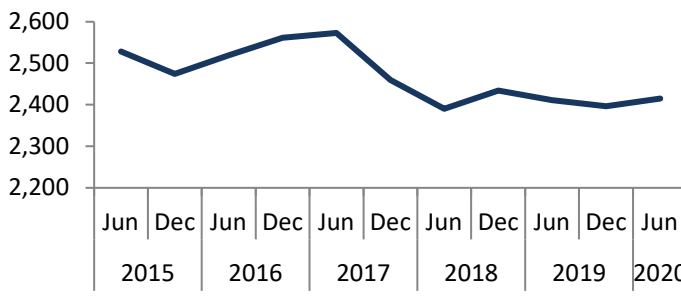
is served locally by **Child Care Aware of Northwest Washington** a program of The Opportunity Council  
 1111 Cornwall Ave, Ste 200  
<https://www.opcco.org/basic-888.444.1862> x227

In Skagit County, the number of child care providers has dropped from 113 with capacity for 2528 children in 2015, to 90 providers with capacity for 2415 children in June of 2020.\*

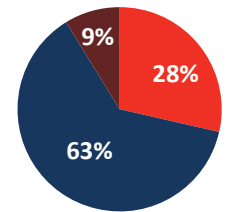
Number of Child Care Providers



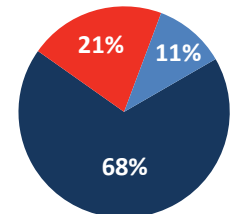
Total Child Care Capacity



Child Care Provider Type



State Subsidy



- Accept all ages
- Do not accept
- Accept school age only

## Early Achievers

Early Achievers is Washington's **Quality Rating and Improvement System (QRIS)**, which gives training, technical assistance, coaching, awards, scholarships, and other benefits to child care providers **to improve the quality of their care.**

**Statewide, 3,831 child care providers participate in Early Achievers.**

Approximately 80% of licensed child care providers in Skagit County are enrolled in Early Achievers. Early Achievers provides families with valuable child care program quality information so they can make informed child care choices.

## Early Achievers (QRIS) Participation

Total	76
Child Care Centers	18
Family Child Care	48
Head Start & State Preschool Sites	10

Enrollment as of 9/14/20

**Demographics**

**Population<sup>1</sup>**

Total Population in 2019	129,200
Change since 2015	8,580
Children under 5 yrs	7,290
Children under 15 yrs	24,192
K-12 Enrollment <sup>2</sup>	19,148

**Economics**

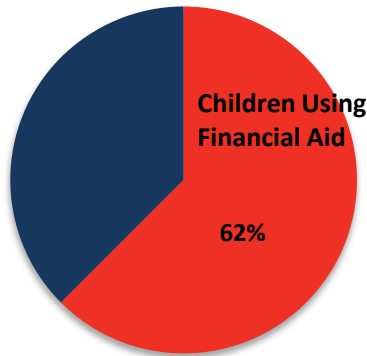
% of children under 18 living in poverty <sup>3</sup>	12.4%
% of children under 6 w/ all parents working <sup>4</sup>	57.1 to 64.3%
Median Household Income <sup>1</sup>	\$65,216
Unemployment Rate <sup>5</sup>	11.1%

**Helping Families Find Child Care in 2019**

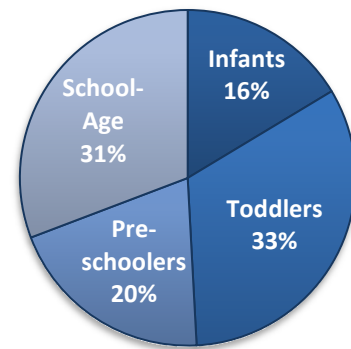
In 2019, Child Care Aware of Washington programs helped 9,759 families find child care providers matching their unique needs.

In Skagit County alone, we helped 204 families with 296 children in need of child care to search for matching providers 246 times.

**Children Using Subsidies**



**Referral Demand by Child Age**



**Compensation in 2018**

Comparison of Average Annual Salary/Income <sup>6</sup>	
Child Care Center Teacher	\$27,096
Child Care Center Director	\$40,956
Family Child Care Provider (Gross Earnings)	\$32,580
K-12 Teacher (Statewide) <sup>7</sup>	\$72,915

**Contact Child Care Aware of Washington**

1001 Pacific Avenue Suite 400  
Tacoma, WA 98402  
253.533.6805

**Monthly Cost of Child Care in 2019**

Centers	Median Cost	75th Percentile Cost	State Subsidy Rate	Median Cost as a % of Median Income
Infant	\$1,100	\$1,157	\$1,271	20%
Toddler	\$945	\$1,035	\$1,072	17%
Preschool	\$790	\$928	\$923	15%
School Age	\$420	\$458	\$689	8%

Family Child Care	Median Cost	75th Percentile Cost	State Subsidy Rate	Median Cost as a % of Median Income
Infant	\$910	\$932	\$929	17%
Toddler	\$801	\$867	\$929	15%
Preschool	\$780	\$823	\$785	14%
School Age	\$368	\$466	\$637	7%

Data Sources:

Most data is from Child Care Aware of Washington. More data and full citations are available at <http://wa.childcareaware.org>.

\*Includes licensed child care (centers and family child care) and exempt school-age programs only

<sup>1</sup> Washington State Office of Financial Management, 2019

<sup>2</sup> Office of the Superintendent Public Instruction, October Enrollment Report, 2017-2018

<sup>3</sup> U.S. Census Bureau Small Area Income and Poverty Estimates, 2018

<sup>4</sup> U.S. Census Bureau American Community Survey, 2018

<sup>5</sup> Washington State Employment Security Department; U.S. BLS, Local Area Unemployment Statistics, 2020 (not seasonally-adjusted)

<sup>6</sup> Department of Early Learning & Washington State University, Washington State 2018 Child Care Survey

Note: Child care provider income is regional data, not county-specific. Skagit County is in DEL Region 3 which includes: Island, San Juan, Skagit, Snohomish, Whatcom.

<sup>7</sup> Office of the Superintendent Public Instruction, Historical Comparison of Statewide School District Personnel, 2017-2018