

# Child Care in Cowlitz County



April 2022

In most parts of Washington, the number of child care providers declined from 2008-2013, becoming more stable from 2014-2020 although still in decline at a lesser rate. Capacity for children declined from 2008-2013, however due to more family child care closures than center-based care, capacity has risen from 2014-2019. Since the pandemic there has been a net loss of nearly 150 providers and around 1,500 slots. This decline has disproportionately impacted communities based on location. In the net loss of providers, nearly 40% are center-based, representing 60% of the capacity lost.

## Child Care Aware of Washington

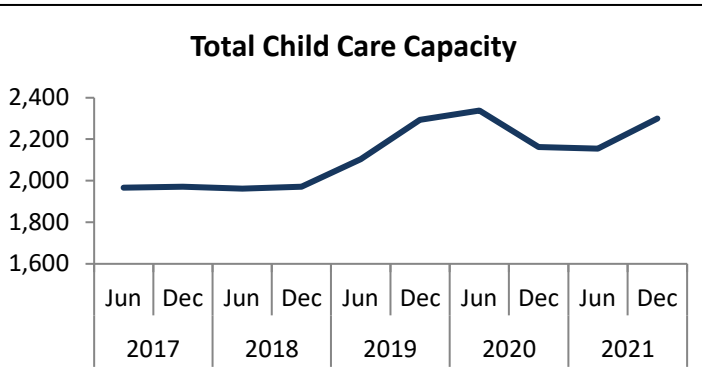
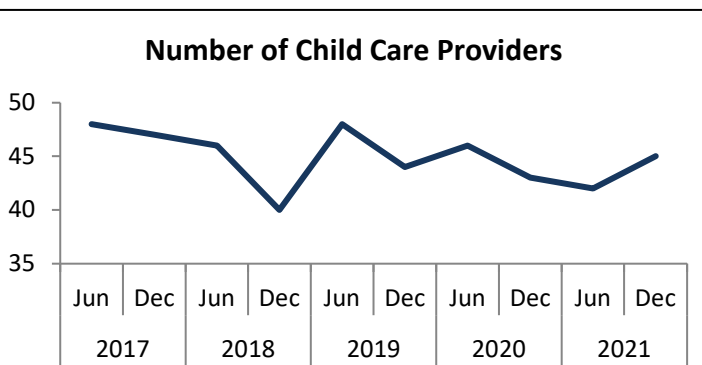
Child Care Aware of Washington provides thorough and independent information and support:

- For families seeking quality child care
- For child care programs seeking to improve quality and
  - For effective policymaking

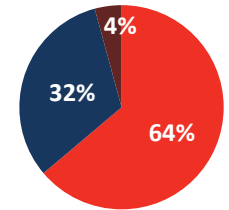
Since 1989, our regional member programs and statewide Family Center have enhanced the quality of child care and helped families by:

- Delivering training, technical assistance, & consultation to child care providers
- Supplying families with consumer education & referrals for child care

In Cowlitz County, the number of child care providers has dropped from 48 with capacity for 1,966 children in 2017, to 45 providers with capacity for 2,299 children in December of 2021.\*

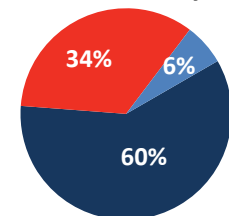


## Child Care Provider Type



- Centers
- Family Child Care
- School Age Only

## State Subsidy



- Accept all ages
- Do not accept
- Accept school age only

## Early Achievers

Early Achievers is Washington's **Quality Rating and Improvement System (QRIS)**, which gives training, technical assistance, coaching, awards, scholarships, and other benefits to child care providers **to improve the quality of their care.**

## Statewide, 3,926 child care providers participate in Early Achievers.

Approximately 73% of licensed child care providers in Cowlitz County are enrolled in Early Achievers. Early Achievers provides families with valuable child care program quality information so they can make informed child care choices.

## Early Achievers (QRIS) Participation

Total	41
Child Care Centers	18
Family Child Care	12
Head Start & State Preschool Sites	11
Enrollment as of	12/1/21

## Cowlitz County

is served locally by  
**Child Care Aware of Southwest Washington**  
a program of  
Educational Service District 112  
2500 NE 65th Ave  
[www.esd112.org/ece/](http://www.esd112.org/ece/)  
877.414.0071

**Demographics**

**Population<sup>1</sup>**

Total Population in 2020	110,500
Change since 2015	6,220
Children under 5 yrs	6,395
Children under 15 yrs	21,227
K-12 Enrollment <sup>2</sup>	17,211

**Economics**

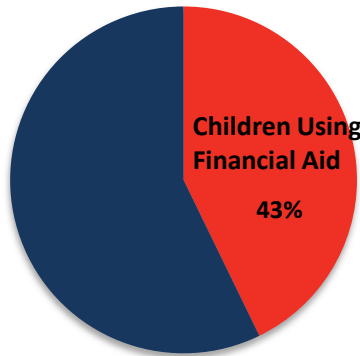
% of children under 18 living in poverty <sup>3</sup>	17.5%
% of children under 6 w/ all parents working <sup>4</sup>	59.6 to 65.6%
Median Household Income <sup>1</sup>	\$53,370
Unemployment Rate <sup>5</sup>	5.6%

**Helping Families Find Child Care in 2021**

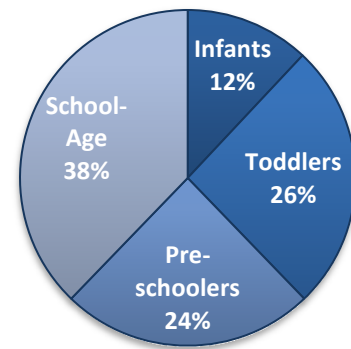
In 2021, Child Care Aware of Washington programs helped 12,580 families find child care providers matching their unique needs.

In Cowlitz County alone, we helped 141 families with 215 children in need of child care to search for matching providers 176 times.

**Children Using Subsidies**



**Referral Demand by Child Age**



**Compensation in 2018**

Comparison of Average Annual Salary/Income <sup>6</sup>	
Child Care Center Teacher	\$24,000
Child Care Center Director	\$39,384
Family Child Care Provider (Gross Earnings)	\$29,352
K-12 Teacher (Statewide) <sup>7</sup>	\$79,524

**Contact Child Care Aware of Washington**

1001 Pacific Avenue Suite 400  
Tacoma, WA 98402  
253.383.1735

**Monthly Cost of Child Care in 2021**

Centers	Median Cost	75th Percentile Cost	State Subsidy Rate	Median Cost as a % of Median Income
Infant	\$1,160	\$1,235	\$1,235	26%
Toddler	\$1,050	\$1,105	\$1,105	24%
Preschool	\$960	\$1,018	\$1,018	22%
School Age	\$567	\$646	\$778	13%

Family Child Care	Median Cost	75th Percentile Cost	State Subsidy Rate	Median Cost as a % of Median Income
Infant	\$758	\$910	\$975	17%
Toddler	\$758	\$846	\$936	17%
Preschool	\$758	\$800	\$823	17%
School Age	\$477	\$663	\$704	11%

Data Sources:

Most data is from Child Care Aware of Washington. More data and full citations are available at <https://www.childcareawarewa.org>.

\*Includes licensed child care (centers and family child care) and exempt school-age programs only

<sup>1</sup> Washington State Office of Financial Management, 2020

<sup>2</sup> Office of the Superintendent Public Instruction, October Enrollment Report, 2017-2018

<sup>3</sup> U.S. Census Bureau Small Area Income and Poverty Estimates, 2019

<sup>4</sup> U.S. Census Bureau American Community Survey, 2019

<sup>5</sup> Washington State Employment Security Department; U.S. BLS, Local Area Unemployment Statistics, 2021 (not seasonally-adjusted)

<sup>6</sup> Department of Early Learning Washington State 2018 Child Care Survey

Note: Child care provider income is regional data, not county-specific. Cowlitz County is in DEL Region 6 which includes: Clallam, Clark, Cowlitz, Grays Hbr, Jefferson, Klickitat, Lewis, Mason, Pacific, Skamania, Thurston, Wahkiakum.

<sup>7</sup> Office of the Superintendent Public Instruction, Historical Comparison of Statewide School District Personnel, 2017-2018

For more information, go to <https://www.childcareawarewa.org>