

Child Care in Ferry County



April 2022

In most parts of Washington, the number of child care providers declined from 2008-2013, becoming more stable from 2014-2020 although still in decline at a lesser rate. Capacity for children declined from 2008-2013, however due to more family child care closures than center-based care, capacity has risen from 2014-2019. Since the pandemic there has been a net loss of nearly 150 providers and around 1,500 slots. This decline has disproportionately impacted communities based on location. In the net loss of providers, nearly 40% are center-based, representing 60% of the capacity lost.

Child Care Aware of Washington

Child Care Aware of Washington provides thorough and independent information and support:

- For families seeking quality child care
- For child care programs seeking to improve quality and
 - For effective policymaking

Since 1989, our regional member programs and statewide Family Center have enhanced the quality of child care and helped families by:

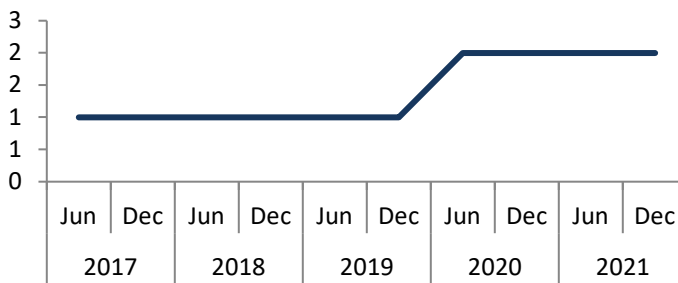
- Delivering training, technical assistance, & consultation to child care providers
- Supplying families with consumer education & referrals for child care

Ferry County

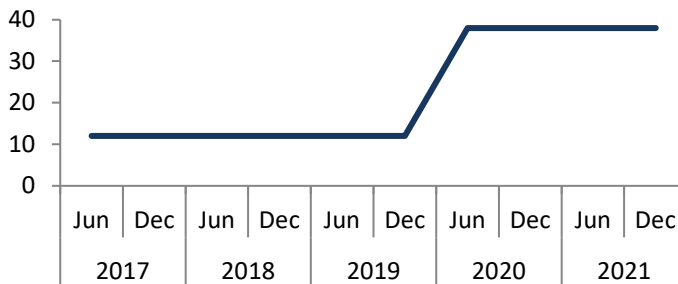
is served locally by
Child Care Aware of Central Washington
a program of
Catholic Charities
5301 Tieton Dr.
<http://catholiccharitiescw.org>
877.965.7109

In Ferry County, the number of child care providers has increased from 1 with capacity for 12 children in 2017, to 2 providers with capacity for 38 children in December of 2021.*

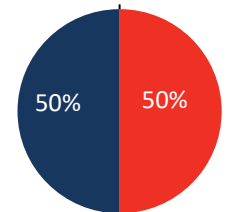
Number of Child Care Providers



Total Child Care Capacity

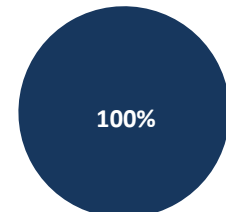


Child Care Provider Type



- Centers
- Family Child Care
- School Age Only

State Subsidy



- Accept all ages
- Do not accept
- Accept school age only

Early Achievers

Early Achievers is Washington's **Quality Rating and Improvement System (QRIS)**, which gives training, technical assistance, coaching, awards, scholarships, and other benefits to child care providers **to improve the quality of their care.**

Statewide, 3,926 child care providers participate in Early Achievers.

Approximately 50% of licensed child care providers in Ferry County are enrolled in Early Achievers. Early Achievers provides families with valuable child care program quality information so they can make informed child care choices.

Early Achievers (QRIS) Participation

Total	3
Child Care Centers	0
Family Child Care	1
Head Start & State Preschool Sites	2
Enrollment as of	12/1/21

Demographics

Population¹

Total Population in 2020	7,910
Change since 2015	200
Children under 5 yrs	367
Children under 15 yrs	1,358
K-12 Enrollment ²	895

Economics

% of children under 18 living in poverty ³	25.6%
% of children under 6 w/ all parents working ⁴	43.3 to 50.1%
Median Household Income ¹	\$49,508
Unemployment Rate ⁵	6.7%

Helping Families Find Child Care in 2021

In 2021, Child Care Aware of Washington programs helped 12,580 families find child care providers matching their unique needs.

In Ferry County alone, we helped 0 families with 0 children in need of child care to search for matching providers 0 times.

Compensation in 2018

Comparison of Average Annual Salary/Income ⁶	
Child Care Center Teacher	\$25,800
Child Care Center Director	\$35,616
Family Child Care Provider (Gross Earnings)	\$33,660
K-12 Teacher (Statewide) ⁷	\$79,524

Contact Child Care Aware of Washington

1001 Pacific Avenue Suite 400
Tacoma, WA 98402
253.383.1735

Monthly Cost of Child Care in 2021

Centers	Median Cost	75th Percentile Cost	State Subsidy Rate	Median Cost as a % of Median Income
Infant	\$765	\$765	\$897	19%
Toddler	\$703	\$703	\$813	17%
Preschool	\$544	\$544	\$741	13%
School Age	No Rates Available	\$0	\$731	N/A

Family Child Care	Median Cost	75th Percentile Cost	State Subsidy Rate	Median Cost as a % of Median Income
Infant	\$867	\$867	\$867	21%
Toddler	\$758	\$758	\$758	18%
Preschool	\$693	\$693	\$693	17%
School Age	\$234	\$234	\$650	6%

Data Sources:

Most data is from Child Care Aware of Washington. More data and full citations are available at <https://www.childcareawarewa.org>.

*Includes licensed child care (centers and family child care) and exempt school-age programs only

¹ Washington State Office of Financial Management, 2020

² Office of the Superintendent Public Instruction, October Enrollment Report, 2017-2018

³ U.S. Census Bureau Small Area Income and Poverty Estimates, 2019

⁴ U.S. Census Bureau American Community Survey, 2019

⁵ Washington State Employment Security Department; U.S. BLS, Local Area Unemployment Statistics, 2021 (not seasonally-adjusted)

⁶ Department of Early Learning Washington State 2018 Child Care Survey

Note: Child care provider income is regional data, not county-specific. Ferry County is in DEL Region 1 which includes: Adams, Asotin, Chelan, Douglas, Ferry, Garfield, Grant, Lincoln, Okanogan, Pend Or., Spokane, Stevens, Whitman.

⁷ Office of the Superintendent Public Instruction, Historical Comparison of Statewide School District Personnel, 2017-2018