

Child Care in Cowlitz County



March 2023

In most parts of Washington, the number of child care providers declined from 2008-2013, becoming more stable from 2014-2020 although still in decline at a lesser rate. Capacity for children declined from 2008-2013, however due to more family child care closures than center-based care, capacity has risen from 2014-2019. Since the pandemic there has been a net loss of nearly 150 providers and around 1,500 slots. This decline has disproportionately impacted communities based on location. In the net loss of providers, nearly 40% are center-based, representing 60% of the capacity lost.

Child Care Aware of Washington

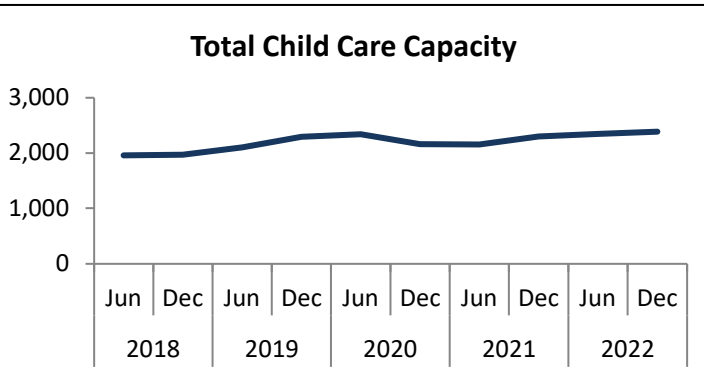
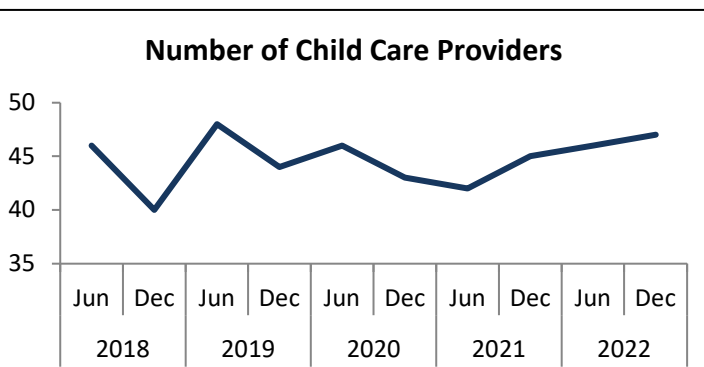
Child Care Aware of Washington provides thorough and independent information and support:

- For families seeking quality child care
- For child care programs seeking to improve quality
 - For effective policymaking

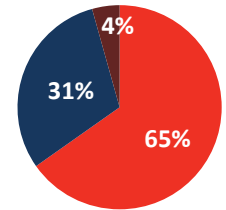
Since 1989, our regional member programs and statewide Family Center have enhanced the quality of child care and helped families by:

- Delivering training, technical assistance, & consultation to child care providers
- Supplying families with consumer education & referrals for child care

In Cowlitz County, the number of child care providers has increased from 46 with capacity for 1,962 children in 2018, to 47 providers with capacity for 2,390 children in December of 2022.*

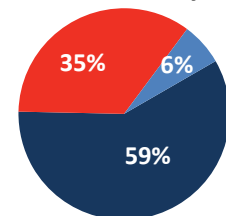


Child Care Provider Type



- Centers
- Family Child Care
- School Age Only

State Subsidy



- Accept all ages
- Do not accept
- Accept school age only

Early Achievers

Early Achievers is Washington's **Quality Recognition and Improvement System (QRIS)**, which gives training, technical assistance, coaching, awards, scholarships, and other benefits to child care providers **to improve the quality of their care.**

Statewide, 4,225 child care providers participate in Early Achievers.

Approximately 70% of licensed child care providers in Cowlitz County are enrolled in Early Achievers. Early Achievers provides families with valuable child care program quality information so they can make informed child care choices.

Early Achievers (QRIS) Participation

Total	43
Child Care Centers	20
Family Child Care	10
Head Start & State Preschool Sites	13

Enrollment as of 1/5/2023

Cowlitz County

is served locally by
Child Care Aware of Southwest Washington
a program of
Educational Service District 112
2500 NE 65th Ave
www.esd112.org/ece/
877.414.0071

Demographics

Population¹

Total Population in 2020	110,500
Change since 2015	6,220
Children under 5 yrs	6,395
Children under 15 yrs	21,227
K-12 Enrollment ²	16,461
Pre-K-5th Enrollment ²	7,525

Economics

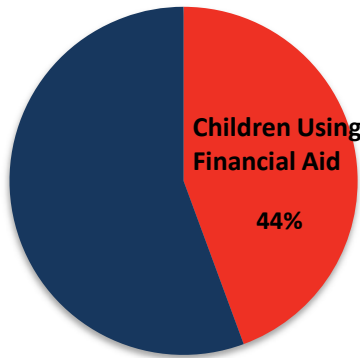
% of children under 18 living in poverty ³	15.9%
% of children under 6 w/ all parents working ⁴	58.7 to 65.3%
Median Household Income ¹	\$64,357
Unemployment Rate ⁵	5.7%

Helping Families Find Child Care in 2022

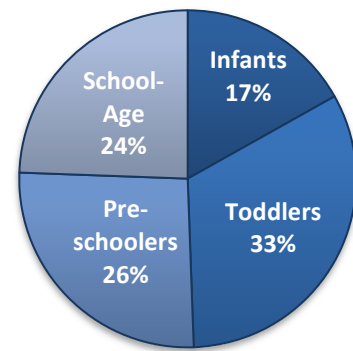
In 2022, Child Care Aware of Washington programs helped 13,579 families find child care providers matching their unique needs.

In Cowlitz County alone, we helped 121 families with 169 children in need of child care to search for matching providers 155 times.

Children Using Subsidies



Referral Demand by Child Age



Compensation in 2022

Comparison of Average Annual Salary/Income ⁶	
Child Care Center Teacher	\$33,210
Child Care Center Director	\$37,503
Family Child Care Provider	\$34,427
K-12 Teacher (Statewide) ⁷	\$86,889

Contact Child Care Aware of Washington

1001 Pacific Avenue Suite 400
Tacoma, WA 98402
253.383.1735

Monthly Cost of Child Care in 2022

Centers	Median Cost	75th Percentile Cost	State Subsidy Rate	Median Cost as a % of Median Income
Infant	\$1,218	\$1,286	\$1,433	23%
Toddler	\$1,079	\$1,142	\$1,282	20%
Preschool	\$987	\$1,059	\$1,181	18%
School Age	\$401	\$542	\$903	7%

Family Child Care	Median Cost	75th Percentile Cost	State Subsidy Rate	Median Cost as a % of Median Income
Infant	\$1,000	\$1,083	\$975	19%
Toddler	\$925	\$975	\$936	17%
Preschool	\$825	\$935	\$823	15%
School Age	No Rates Available	\$0	\$704	N/A

Data Sources:

Most data is from Child Care Aware of Washington. More data and full citations are available at <https://www.childcareawarewa.org>.

*Includes licensed child care (centers and family child care) and exempt school-age programs only

¹Washington State Office of Financial Management, 2022

²Office of the Superintendent of Public Instruction, Report Card Enrollment, 2021-2022

³U.S. Census Bureau Small Area Income and Poverty Estimates, 2021

⁴U.S. Census Bureau American Community Survey, 2021

⁵Washington State Employment Security Department; U.S. BLS, Local Area Unemployment Statistics, 2022 (not seasonally-adjusted)

⁶Prenatal to Five Fiscal Strategies, Cost of Quality Survey, 2022

Note: Child care provider income is regional data, not county-specific. Cowlitz County is in Southwest Washington which includes: Clark, Cowlitz, Klickitat, Lewis, Pacific, Skamania, Wahkiakum.

⁷Office of the Superintendent of Public Instruction, Historical Comparison of Statewide School District Personnel, 2022-23