

Child Care in Garfield County



March 2023

In most parts of Washington, the number of child care providers declined from 2008-2013, becoming more stable from 2014-2020 although still in decline at a lesser rate. Capacity for children declined from 2008-2013, however due to more family child care closures than center-based care, capacity has risen from 2014-2019. Since the pandemic there has been a net loss of nearly 150 providers and around 1,500 slots. This decline has disproportionately impacted communities based on location. In the net loss of providers, nearly 40% are center-based, representing 60% of the capacity lost.

Child Care Aware of Washington

Child Care Aware of Washington provides thorough and independent information and support:

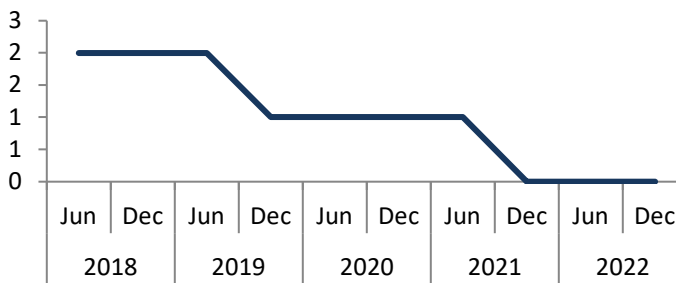
- For families seeking quality child care
- For child care programs seeking to improve quality
 - For effective policymaking

Since 1989, our regional member programs and statewide Family Center have enhanced the quality of child care and helped families by:

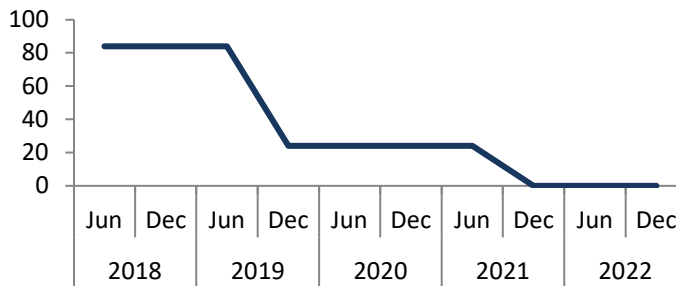
- Delivering training, technical assistance, & consultation to child care providers
- Supplying families with consumer education & referrals for child care

In Garfield County, the number of child care providers has dropped from 2 with capacity for 84 children in 2018, to 0 providers with capacity for 0 children in December of 2022.*

Number of Child Care Providers



Total Child Care Capacity



Early Achievers

Early Achievers is Washington's **Quality Recognition and Improvement System (QRIS)**, which gives training, technical assistance, coaching, awards, scholarships, and other benefits to child care providers **to improve the quality of their care.**

Statewide, 4,225 child care providers participate in Early Achievers.

Approximately 0% of licensed child care providers in Garfield County are enrolled in Early Achievers. Early Achievers provides families with valuable child care program quality information so they can make informed child care choices.

Early Achievers (QRIS) Participation

| | |
|------------------------------------|----------|
| Total | 0 |
| Child Care Centers | 0 |
| Family Child Care | 0 |
| Head Start & State Preschool Sites | 0 |
| Enrollment as of | 1/5/2023 |

Garfield County

is served locally by **Child Care Aware of Eastern Washington** a program of Community-Minded Enterprises
2001 N Division, St Ste 130
<http://community-minded.org/>
800.446.2229

Demographics

Population¹

| | |
|-----------------------------------|-------|
| Total Population in 2020 | 2,225 |
| Change since 2015 | -35 |
| Children under 5 yrs | 113 |
| Children under 15 yrs | 406 |
| K-12 Enrollment ² | 360 |
| Pre-K-5th Enrollment ² | 189 |

Economics

| | |
|---|---------------|
| % of children under 18 living in poverty ³ | 18.1% |
| % of children under 6 w/ all parents working ⁴ | 68.6 to 71.2% |
| Median Household Income ¹ | \$56,804 |
| Unemployment Rate ⁵ | 7.0% |

Helping Families Find Child Care in 2022

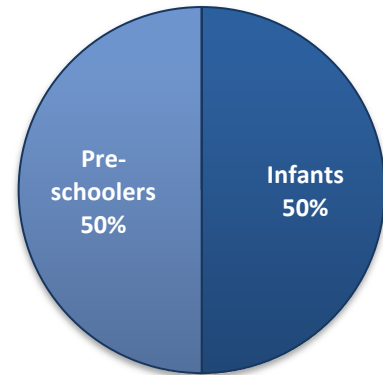
In 2022, Child Care Aware of Washington programs helped 13,579 families find child care providers matching their unique needs.

In Garfield County alone, we helped 1 family with 2 children in need of child care to search for matching providers 2 times.

Children Using Subsidies



Referral Demand by Child Age



Compensation in 2022

| Comparison of Average Annual Salary/Income ⁶ | |
|---|----------|
| Child Care Center Teacher | \$32,552 |
| Child Care Center Director | \$34,944 |
| Family Child Care Provider | \$32,493 |
| K-12 Teacher (Statewide) ⁷ | \$86,889 |

Contact Child Care Aware of Washington

1001 Pacific Avenue Suite 400
Tacoma, WA 98402
253.383.1735

Monthly Cost of Child Care in 2022

| Centers | Median Cost | 75th Percentile Cost | State Subsidy Rate | Median Cost as a % of Median Income |
|------------|---------------|----------------------|--------------------|-------------------------------------|
| Infant | No Child Care | \$0 | \$1,040 | N/A |
| Toddler | No Child Care | \$0 | \$943 | N/A |
| Preschool | No Child Care | \$0 | \$860 | N/A |
| School Age | No Child Care | \$0 | \$848 | N/A |

| Family Child Care | Median Cost | 75th Percentile Cost | State Subsidy Rate | Median Cost as a % of Median Income |
|-------------------|--------------|----------------------|--------------------|-------------------------------------|
| Infant | No Family Ch | \$0 | \$867 | N/A |
| Toddler | No Family Ch | \$0 | \$758 | N/A |
| Preschool | No Family Ch | \$0 | \$693 | N/A |
| School Age | No Family Ch | \$0 | \$650 | N/A |

Data Sources:

Most data is from Child Care Aware of Washington. More data and full citations are available at <https://www.childcareawarewa.org>.

*Includes licensed child care (centers and family child care) and exempt school-age programs only

¹Washington State Office of Financial Management, 2022

²Office of the Superintendent of Public Instruction, Report Card Enrollment, 2021-2022

³U.S. Census Bureau Small Area Income and Poverty Estimates, 2021

⁴U.S. Census Bureau American Community Survey, 2021

⁵Washington State Employment Security Department; U.S. BLS, Local Area Unemployment Statistics, 2022 (not seasonally-adjusted)

⁶Prenatal to Five Fiscal Strategies, Cost of Quality Survey, 2022

Note: Child care provider income is regional data, not county-specific. Garfield County is in Eastern Washington which includes: Asotin, Benton, Columbia, Franklin, Garfield, Lincoln, Pend Oreille, Spokane, Stevens, Walla Walla, Whitman.

⁷Office of the Superintendent of Public Instruction, Historical Comparison of Statewide School District Personnel, 2022-23

For more information, go to <https://www.childcareawarewa.org>