

Child Care in Cowlitz County



July 2023

Statewide during the past 12 years, Washington has gained over 15,000 slots and decreased by 2,300 providers. The increases in capacity are a result of more family child care closures and larger centers opening. Since 2022, Washington has seen an increase of 400 family child care programs and 70 centers. Current gains in providers are encouraging, however we have significantly less providers than 12 years ago. The trend of less providers and more capacity being available at large centers has contributed to child care deserts, as the number of child care locations has decreased. Moreover, communities across the state have experienced differential outcomes in child care availability as some areas experienced greater child care decreases and in some cases lowered capacity.

Child Care Aware of Washington

Child Care Aware of Washington provides thorough and independent information and support:

- For families seeking quality child care
- For child care programs seeking to improve quality
- For effective policymaking

Since 1989, our regional member programs and statewide Family Center have enhanced the quality of child care and helped families by:

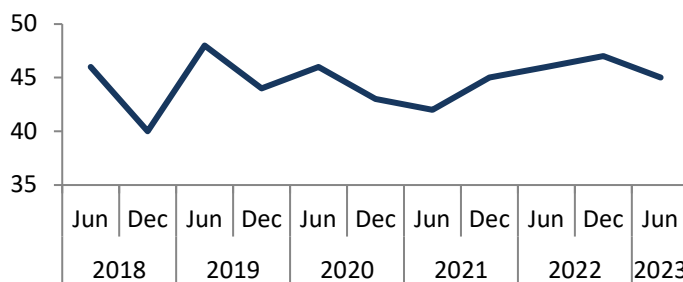
- Delivering training, technical assistance, & consultation to child care providers
- Supplying families with consumer education & referrals for child care

Cowlitz County

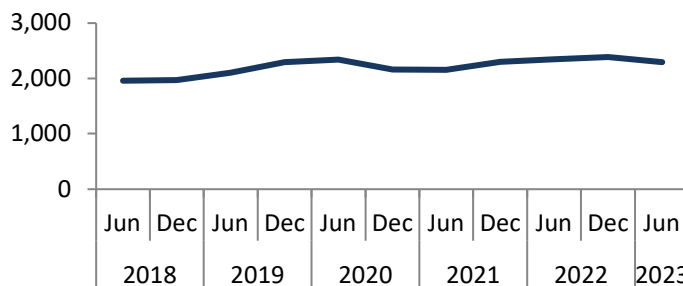
is served locally by
**Child Care Aware of
Southwest Washington**
a program of
Educational Service District 112
2500 NE 65th Ave.
www.esd112.org/ece/
877.414.0071

In Cowlitz County, the number of child care providers has dropped from 46 with capacity for 1,962 children in 2018, to 45 providers with capacity for 2,293 children in June of 2023.*

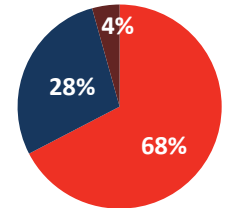
Number of Child Care Providers



Total Child Care Capacity

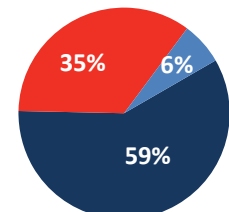


Child Care Provider
Type



Centers
Family Child Care
School Age Only

State Subsidy



Accept all ages
Do not accept
Accept school age only

Early Achievers

Early Achievers is Washington's **Quality Recognition and Improvement System (QRIS)**, which gives training, technical assistance, coaching, awards, scholarships, and other benefits to child care providers **to improve the quality of their care.**

Statewide, 4,416 child care providers participate in Early Achievers.

Approximately 76% of licensed child care providers in Cowlitz County are enrolled in Early Achievers. Early Achievers provides families with valuable child care program quality information so they can make informed child care choices.

Early Achievers (QRIS) Participation

Total	44
Child Care Centers	21
Family Child Care	10
Head Start & State Preschool Sites	13

Enrollment as of 7/19/2023

Demographics

Population¹

Total Population in 2020	110,500
Change since 2015	6,220
Children under 5 yrs	6,395
Children under 15 yrs	21,227
K-12 Enrollment ²	16,834
Pre-K-5th Enrollment ²	7,917

Economics

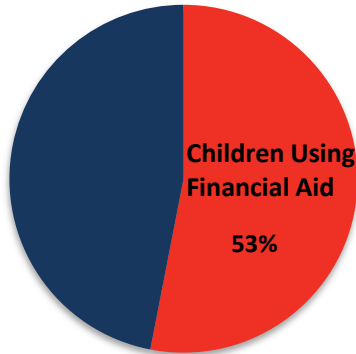
% of children under 18 living in poverty ³	15.9%
% of children under 6 w/ all parents working ⁴	49.7 to 55.5%
Median Household Income ¹	\$70,104
Unemployment Rate ⁵	4.6%

Helping Families Find Child Care in 2023

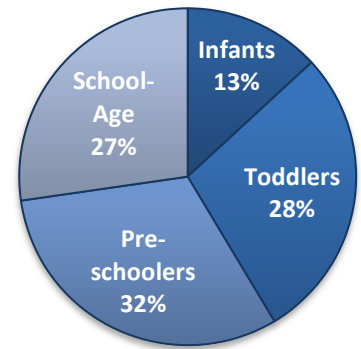
So far in 2023, Child Care Aware of Washington programs have helped 7,613 families find child care providers matching their unique needs.

In Cowlitz County alone, we helped 72 families with 98 children in need of child care to search for matching providers 87 times.

Children Using Subsidies



Referral Demand by Child Age



Compensation in 2022

Comparison of Average Annual Salary/Income ⁶	
Child Care Center Teacher	\$33,210
Child Care Center Director	\$37,503
Family Child Care Provider	\$34,427
K-12 Teacher (Statewide) ⁷	\$86,889

Contact Child Care Aware of Washington

1001 Pacific Avenue Suite 400
Tacoma, WA 98402
253.383.1735

Monthly Cost of Child Care in 2023

Centers	Median Cost	75th Percentile Cost	State Subsidy Rate	Median Cost as a % of Median Income
Infant	\$1,218	\$1,286	\$1,668	21%
Toddler	\$1,079	\$1,142	\$1,463	18%
Preschool	\$987	\$1,059	\$1,251	17%
School Age	\$325	\$531	\$1,088	6%

Family Child Care	Median Cost	75th Percentile Cost	State Subsidy Rate	Median Cost as a % of Median Income
Infant	\$1,000	\$1,083	\$1,280	17%
Toddler	\$925	\$975	\$1,192	16%
Preschool	\$825	\$935	\$1,148	14%
School Age	No Rates Available	No Rates Available	\$975	N/A

Data Sources:

Most data is from Child Care Aware of Washington. More data and full citations are available at <https://www.childcareawarewa.org>.

*Includes licensed child care (centers and family child care) and exempt school-age programs only

¹ Washington State Office of Financial Management, 2022

² Office of the Superintendent of Public Instruction, Report Card Enrollment, 2021-2022

³ U.S. Census Bureau Small Area Income and Poverty Estimates, 2021

⁴ U.S. Census Bureau American Community Survey, 2021

⁵ Washington State Employment Security Department; U.S. BLS, Local Area Unemployment Statistics, 2023 (not seasonally-adjusted)

⁶ Prenatal to Five Fiscal Strategies, Cost of Quality Survey, 2022

Note: Child care provider income is regional data, not county-specific. Cowlitz County is in Southwest Washington which includes: Clark, Cowlitz, Klickitat, Lewis, Pacific, Skamania, Wahkiakum.

⁷ Office of the Superintendent of Public Instruction, Historical Comparison of Statewide School District Personnel, 2022-23

For more information, go to <https://www.childcareawarewa.org>