

Child Care in Franklin County



July 2023

Statewide during the past 12 years, Washington has gained over 15,000 slots and decreased by 2,300 providers. The increases in capacity are a result of more family child care closures and larger centers opening. Since 2022, Washington has seen an increase of 400 family child care programs and 70 centers. Current gains in providers are encouraging, however we have significantly less providers than 12 years ago. The trend of less providers and more capacity being available at large centers has contributed to child care deserts, as the number of child care locations has decreased. Moreover, communities across the state have experienced differential outcomes in child care availability as some areas experienced greater child care decreases and in some cases lowered capacity.

Child Care Aware of Washington

Child Care Aware of Washington provides thorough and independent information and support:

- For families seeking quality child care
- For child care programs seeking to improve quality
- For effective policymaking

Since 1989, our regional member programs and statewide Family Center have enhanced the quality of child care and helped families by:

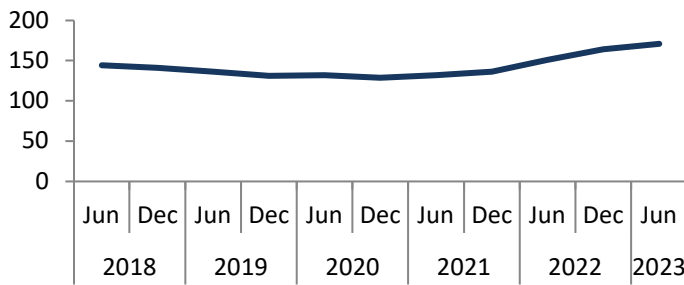
- Delivering training, technical assistance, & consultation to child care providers
- Supplying families with consumer education & referrals for child care

Franklin County

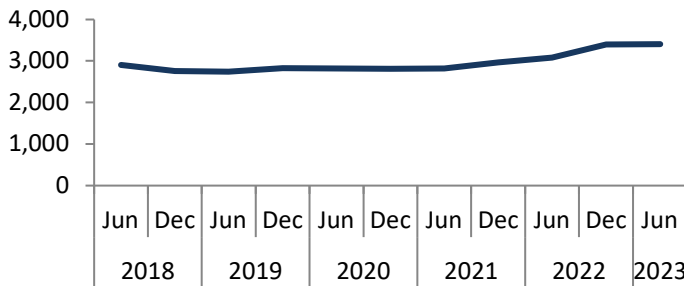
is served locally by **Child Care Aware of Eastern Washington** a program of Community-Minded Enterprises
 2001 N Division St, Ste. 130
<http://community-minded.org/>
 800.446.2229

In Franklin County, the number of child care providers has increased from 144 with capacity for 2,905 children in 2018, to 171 providers with capacity for 3,410 children in June of 2023.*

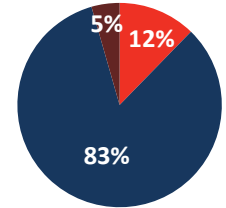
Number of Child Care Providers



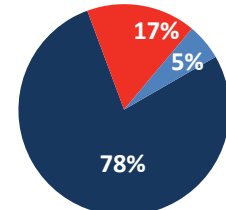
Total Child Care Capacity



Child Care Provider Type



State Subsidy



- Accept all ages
- Do not accept
- Accept school age only

Early Achievers

Early Achievers is Washington's **Quality Recognition and Improvement System (QRIS)**, which gives training, technical assistance, coaching, awards, scholarships, and other benefits to child care providers **to improve the quality of their care.**

Statewide, 4,416 child care providers participate in Early Achievers.

Approximately 89% of licensed child care providers in Franklin County are enrolled in Early Achievers. Early Achievers provides families with valuable child care program quality information so they can make informed child care choices.

Early Achievers (QRIS) Participation

Total	173
Child Care Centers	15
Family Child Care	144
Head Start & State Preschool Sites	14

Enrollment as of 7/19/2023

Demographics

Population¹

Total Population in 2020	96,760
Change since 2015	9,610
Children under 5 yrs	8,041
Children under 15 yrs	21,598
K-12 Enrollment ²	20,784
Pre-K-5th Enrollment ²	9,504

Economics

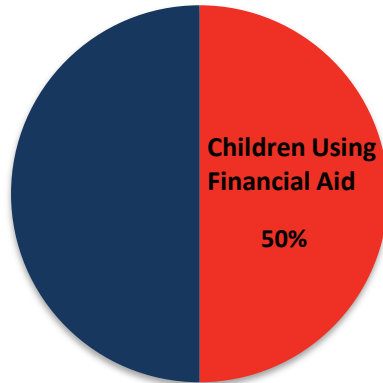
% of children under 18 living in poverty ³	14.7%
% of children under 6 w/ all parents working ⁴	62.2 to 68.1%
Median Household Income ¹	\$79,532
Unemployment Rate ⁵	5.3%

Helping Families Find Child Care in 2023

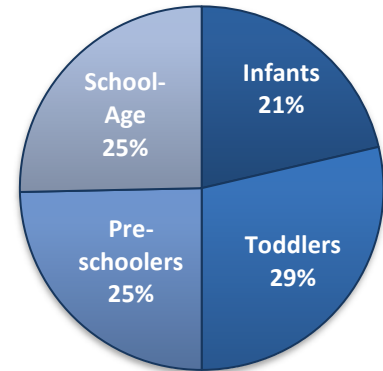
So far in 2023, Child Care Aware of Washington programs have helped 7,613 families find child care providers matching their unique needs.

In Franklin County alone, we helped 103 families with 146 children in need of child care to search for matching providers 125 times.

Children Using Subsidies



Referral Demand by Child Age



Compensation in 2022

Comparison of Average Annual Salary/Income ⁶	
Child Care Center Teacher	\$32,552
Child Care Center Director	\$34,944
Family Child Care Provider	\$32,493
K-12 Teacher (Statewide) ⁷	\$86,889

Monthly Cost of Child Care in 2023

Centers	Median Cost	75th Percentile Cost	State Subsidy Rate	Median Cost as a % of Median Income
Infant	\$1,400	\$1,643	\$1,280	21%
Toddler	\$1,192	\$1,420	\$1,064	18%
Preschool	\$1,042	\$1,096	\$970	16%
School Age	\$386	\$528	\$709	6%

Family Child Care	Median Cost	75th Percentile Cost	State Subsidy Rate	Median Cost as a % of Median Income
Infant	\$1,192	\$1,300	\$1,430	18%
Toddler	\$1,067	\$1,234	\$1,280	16%
Preschool	\$975	\$1,083	\$1,040	15%
School Age	\$483	\$642	\$867	7%

Contact Child Care Aware of Washington

1001 Pacific Avenue Suite 400
Tacoma, WA 98402
253.383.1735

Data Sources:

Most data is from Child Care Aware of Washington. More data and full citations are available at <https://www.childcareawarewa.org>.

*Includes licensed child care (centers and family child care) and exempt school-age programs only

¹ Washington State Office of Financial Management, 2022

² Office of the Superintendent of Public Instruction, Report Card Enrollment, 2021-2022

³ U.S. Census Bureau Small Area Income and Poverty Estimates, 2021

⁴ U.S. Census Bureau American Community Survey, 2021

⁵ Washington State Employment Security Department; U.S. BLS, Local Area Unemployment Statistics, 2023 (not seasonally-adjusted)

⁶ Prenatal to Five Fiscal Strategies, Cost of Quality Survey, 2022

Note: Child care provider income is regional data, not county-specific. Franklin County is in Eastern Washington which includes: Asotin, Benton, Columbia, Franklin, Garfield, Lincoln, Pend Oreille, Spokane, Stevens, Walla Walla, Whitman.

⁷ Office of the Superintendent of Public Instruction, Historical Comparison of Statewide School District Personnel, 2022-23