

# Child Care in Island County



July 2023

Statewide during the past 12 years, Washington has gained over 15,000 slots and decreased by 2,300 providers. The increases in capacity are a result of more family child care closures and larger centers opening. Since 2022, Washington has seen an increase of 400 family child care programs and 70 centers. Current gains in providers are encouraging, however we have significantly less providers than 12 years ago. The trend of less providers and more capacity being available at large centers has contributed to child care deserts, as the number of child care locations has decreased. Moreover, communities across the state have experienced differential outcomes in child care availability as some areas experienced greater child care decreases and in some cases lowered capacity.

## Child Care Aware of Washington

Child Care Aware of Washington provides thorough and independent information and support:

- For families seeking quality child care
- For child care programs seeking to improve quality
- For effective policymaking

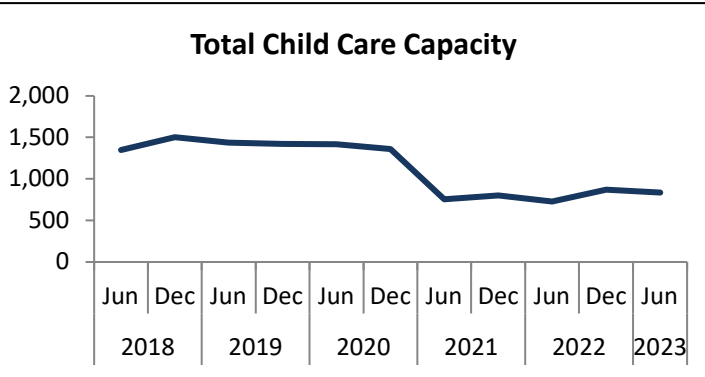
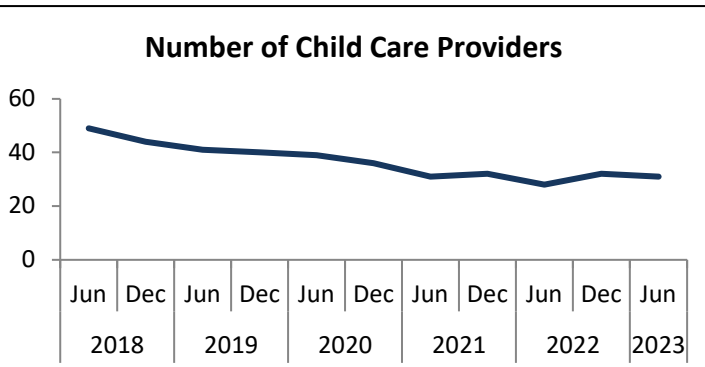
Since 1989, our regional member programs and statewide Family Center have enhanced the quality of child care and helped families by:

- Delivering training, technical assistance, & consultation to child care providers
- Supplying families with consumer education & referrals for child care

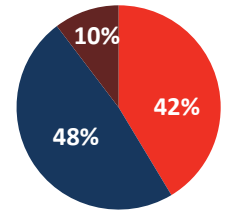
## Island County

is served locally by  
**Child Care Aware of Northwest Washington**  
a program of  
The Opportunity Council  
1201 Cornwall Ave. Ste. 200  
<https://www.ccanorthwest.org/>  
888.444.1862 x1227

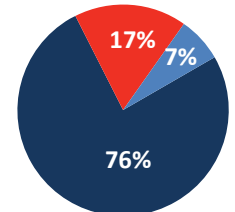
In Island County, the number of child care providers has dropped from 49 with capacity for 1,346 children in 2018, to 31 providers with capacity for 834 children in June of 2023.\*



## Child Care Provider Type



## State Subsidy



- Accept all ages
- Do not accept
- Accept school age only

## Early Achievers

Early Achievers is Washington's **Quality Recognition and Improvement System (QRIS)**, which gives training, technical assistance, coaching, awards, scholarships, and other benefits to child care providers **to improve the quality of their care.**

**Statewide, 4,416 child care providers participate in Early Achievers.**

Approximately 79% of licensed child care providers in Island County are enrolled in Early Achievers. Early Achievers provides families with valuable child care program quality information so they can make informed child care choices.

## Early Achievers (QRIS) Participation

|                                    |    |
|------------------------------------|----|
| Total                              | 26 |
| Child Care Centers                 | 10 |
| Family Child Care                  | 12 |
| Head Start & State Preschool Sites | 4  |

Enrollment as of 7/19/2023

**Demographics**

**Population<sup>1</sup>**

|                                   |        |
|-----------------------------------|--------|
| Total Population in 2020          | 85,530 |
| Change since 2015                 | 4,930  |
| Children under 5 yrs              | 5,490  |
| Children under 15 yrs             | 16,204 |
| K-12 Enrollment <sup>2</sup>      | 7,547  |
| Pre-K-5th Enrollment <sup>2</sup> | 3,678  |

**Economics**

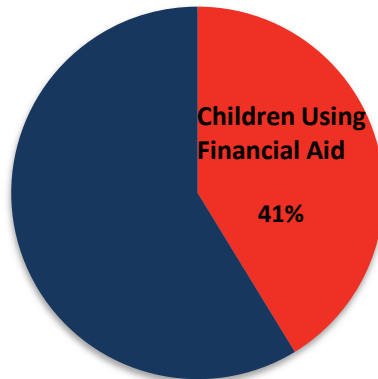
|   |               |
|---|---------------|
| % of children under 18 living in poverty <sup>3</sup>     | 9.9%          |
| % of children under 6 w/ all parents working <sup>4</sup> | 71.7 to 78.2% |
| Median Household Income <sup>1</sup>                      | \$76,729      |
| Unemployment Rate <sup>5</sup>                            | 3.9%          |

**Helping Families Find Child Care in 2023**

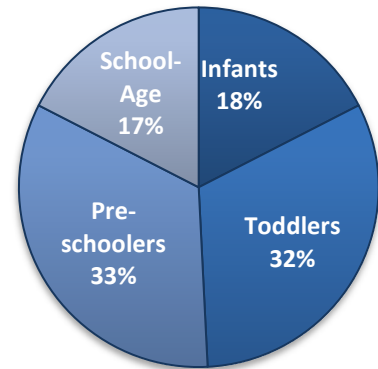
So far in 2023, Child Care Aware of Washington programs have helped 7,613 families find child care providers matching their unique needs.

In Island County alone, we helped 53 families with 63 children in need of child care to search for matching providers 69 times.

**Children Using Subsidies**



**Referral Demand by Child Age**



**Compensation in 2022**

| Comparison of Average Annual Salary/Income <sup>6</sup> |          |
|---|----------|
| Child Care Center Teacher                               | \$36,252 |
| Child Care Center Director                              | \$40,035 |
| Family Child Care Provider                              | \$36,079 |
| K-12 Teacher (Statewide) <sup>7</sup>                   | \$86,889 |

**Monthly Cost of Child Care in 2023**

| Centers    | Median Cost        | 75th Percentile Cost | State Subsidy Rate | Median Cost as a % of Median Income |
|------------|--------------------|----------------------|--------------------|-------------------------------------|
| Infant     | No Rates Available | No Rates Available   | \$1,919            | N/A                                 |
| Toddler    | \$1,201            | \$2,514              | \$1,741            | 19%                                 |
| Preschool  | \$1,200            | \$1,452              | \$1,571            | 19%                                 |
| School Age | \$303              | \$368                | \$1,418            | 5%                                  |

| Family Child Care | Median Cost        | 75th Percentile Cost | State Subsidy Rate | Median Cost as a % of Median Income |
|-------------------|--------------------|----------------------|--------------------|-------------------------------------|
| Infant            | \$1,138            | \$1,219              | \$1,408            | 18%                                 |
| Toddler           | \$840              | \$1,067              | \$1,280            | 13%                                 |
| Preschool         | \$845              | \$1,040              | \$1,174            | 13%                                 |
| School Age        | No Rates Available | No Rates Available   | \$1,067            | N/A                                 |

**Contact Child Care Aware of Washington**

1001 Pacific Avenue Suite 400  
Tacoma, WA 98402  
253.383.1735

Data Sources:

Most data is from Child Care Aware of Washington. More data and full citations are available at <https://www.childcareawarewa.org>.

\*Includes licensed child care (centers and family child care) and exempt school-age programs only

<sup>1</sup> Washington State Office of Financial Management, 2022

<sup>2</sup> Office of the Superintendent of Public Instruction, Report Card Enrollment, 2021-2022

<sup>3</sup> U.S. Census Bureau Small Area Income and Poverty Estimates, 2021

<sup>4</sup> U.S. Census Bureau American Community Survey, 2021

<sup>5</sup> Washington State Employment Security Department; U.S. BLS, Local Area Unemployment Statistics, 2023 (not seasonally-adjusted)

<sup>6</sup> Prenatal to Five Fiscal Strategies, Cost of Quality Survey, 2022

Note: Child care provider income is regional data, not county-specific. Island County is in Northwest Washington which includes: Island, San Juan, Skagit, Snohomish, Whatcom.

<sup>7</sup> Office of the Superintendent of Public Instruction, Historical Comparison of Statewide School District Personnel, 2022-23