

Child Care in Clallam County



March 2024

Statewide during the past 12 years, Washington has gained over 20,000 slots and decreased by 2,000 providers. The increases in capacity are a result of more family child care closures and larger centers opening. Since 2022, Washington has seen an increase of 500 family child care programs and 70 centers. Current gains in providers are encouraging, however we have significantly less providers than 12 years ago. The trend of less providers and more capacity being available at large centers has contributed to child care deserts, as the number of child care locations has decreased. Moreover, communities across the state have experienced differential outcomes in child care availability as some areas experienced greater child care decreases and in some cases lowered capacity.

Child Care Aware of Washington

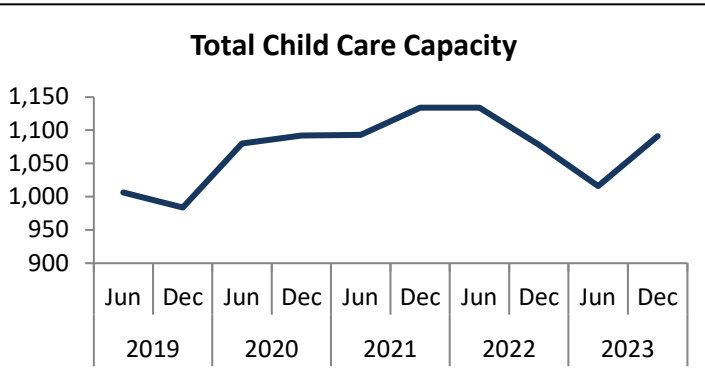
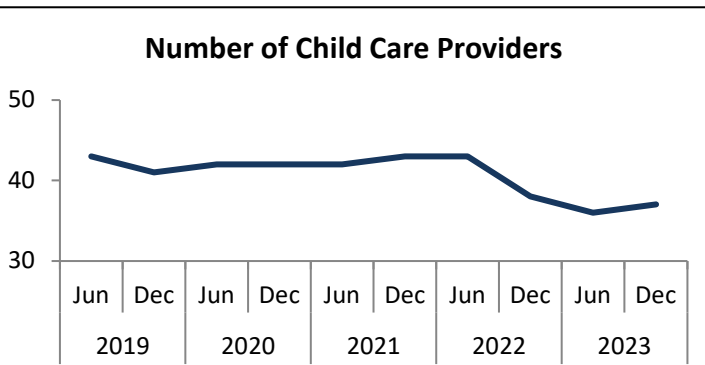
Child Care Aware of Washington provides thorough and independent information and support:

- For families seeking quality child care
- For child care programs seeking to improve quality
- For effective policymaking

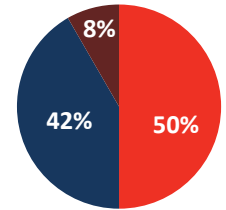
Since 1989, our regional member programs and statewide Family Center have enhanced the quality of child care and helped families by:

- Delivering training, technical assistance, & consultation to child care providers
- Supplying families with consumer education & referrals for child care

In Clallam County, the number of child care providers has dropped from 43 with capacity for 1,006 children in 2019, to 37 providers with capacity for 1,091 children in December of 2023.*

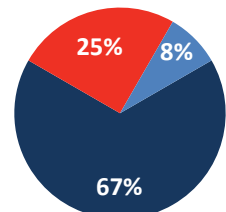


Child Care Provider Type



- Centers
- Family Child Care
- School Age Only

State Subsidy



- Accept all ages
- Do not accept
- Accept school age only

Early Achievers

Early Achievers is Washington's **Quality Recognition and Improvement System (QRIS)**, which gives training, technical assistance, coaching, awards, scholarships, and other benefits to child care providers **to improve the quality of their care.**

Statewide, 4,628 child care providers participate in Early Achievers.

Approximately 77% of licensed child care providers in Clallam County are enrolled in Early Achievers. Early Achievers provides families with valuable child care program quality information so they can make informed child care choices.

Early Achievers (QRIS) Participation

Total	33
Child Care Centers	13
Family Child Care	14
Head Start & State Preschool Sites	6

Enrollment as of 3/24/2024

Clallam County

is served locally by
Child Care Aware of Olympic Peninsula
a program of
Child Care Action Council
3729 Griffin Lane SE
<http://www.ccacwa.org/>
800.845.0956

Demographics

Population¹

Total Population in 2020	76,770
Change since 2015	4,120
Children under 5 yrs	3,324
Children under 15 yrs	12,422
K-12 Enrollment ²	10,501
Pre-K-5th Enrollment ²	4,035

Economics

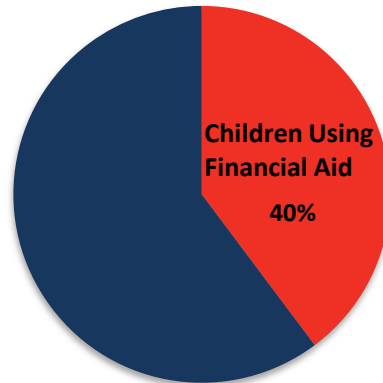
% of children under 18 living in poverty ³	15.8%
% of children under 6 w/ all parents working ⁴	59.8 to 66%
Median Household Income ¹	\$62,623
Unemployment Rate ⁵	6.3%

Helping Families Find Child Care in 2023

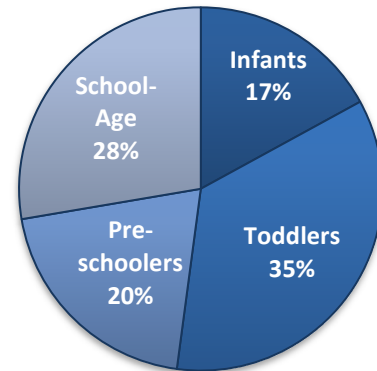
In 2023, Child Care Aware of Washington programs have helped 12,199 families find child care providers matching their unique needs.

In Clallam County alone, we helped 73 families with 93 children in need of child care to search for matching providers 89 times.

Children Using Subsidies



Referral Demand by Child Age



Compensation in 2022

Comparison of Average Annual Salary/Income ⁶	
Child Care Center Teacher	\$31,302
Child Care Center Director	\$35,626
Family Child Care Provider	\$40,789
K-12 Teacher (Statewide) ⁷	\$91,982

Contact Child Care Aware of Washington

1001 Pacific Avenue Suite 400
Tacoma, WA 98402
253.383.1735

Monthly Cost of Child Care in 2023

Centers	Median Cost	75th Percentile Cost	State Subsidy Rate	Median Cost as a % of Median Income
Infant	\$1,512	\$1,590	\$1,668	29%
Toddler	\$1,179	\$1,321	\$1,463	23%
Preschool	\$1,083	\$1,157	\$1,251	21%
School Age	\$336	\$659	\$1,088	6%

Family Child Care	Median Cost	75th Percentile Cost	State Subsidy Rate	Median Cost as a % of Median Income
Infant	\$1,192	\$1,228	\$1,280	23%
Toddler	\$1,117	\$1,186	\$1,192	21%
Preschool	\$1,105	\$1,181	\$1,148	21%
School Age	No Rates Available	No Rates Available	\$975	N/A

Data Sources:

Most data is from Child Care Aware of Washington. More data and full citations are available at <https://www.childcareawarewa.org>.

*Includes licensed child care (centers and family child care) and exempt school-age programs only

¹ Washington State Office of Financial Management, 2022

² Office of the Superintendent of Public Instruction, Report Card Enrollment, 2023-2024

³ U.S. Census Bureau Small Area Income and Poverty Estimates, 2022

⁴ U.S. Census Bureau American Community Survey, 2022

⁵ Washington State Employment Security Department; U.S. BLS, Local Area Unemployment Statistics, 2023 (not seasonally-adjusted)

⁶ Prenatal to Five Fiscal Strategies, Cost of Quality Survey, 2022

Note: Child care provider income is regional data, not county-specific. Clallam County is in Olympic Peninsula which includes: Kitsap, Clallam, Grays Harbor, Jefferson, Mason, Thurston.

⁷ Office of the Superintendent of Public Instruction, Historical Comparison of Statewide School District Personnel, 2022-23