

Child Care in San Juan County



March 2024

Statewide during the past 12 years, Washington has gained over 20,000 slots and decreased by 2,000 providers. The increases in capacity are a result of more family child care closures and larger centers opening. Since 2022, Washington has seen an increase of 500 family child care programs and 70 centers. Current gains in providers are encouraging, however we have significantly less providers than 12 years ago. The trend of less providers and more capacity being available at large centers has contributed to child care deserts, as the number of child care locations has decreased. Moreover, communities across the state have experienced differential outcomes in child care availability as some areas experienced greater child care decreases and in some cases lowered capacity.

Child Care Aware of Washington

- Child Care Aware of Washington provides thorough and independent information and support:
- For families seeking quality child care
 - For child care programs seeking to improve quality
 - For effective policymaking

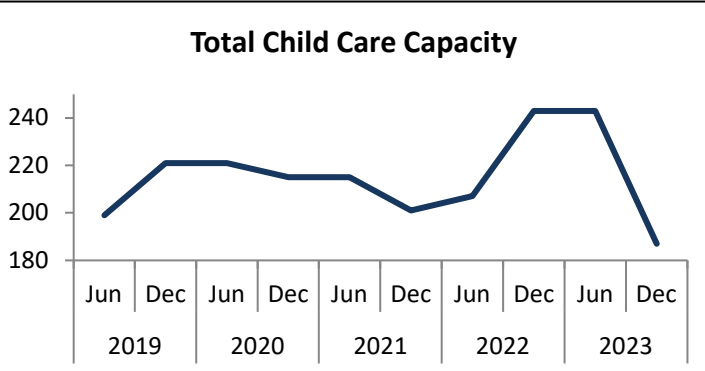
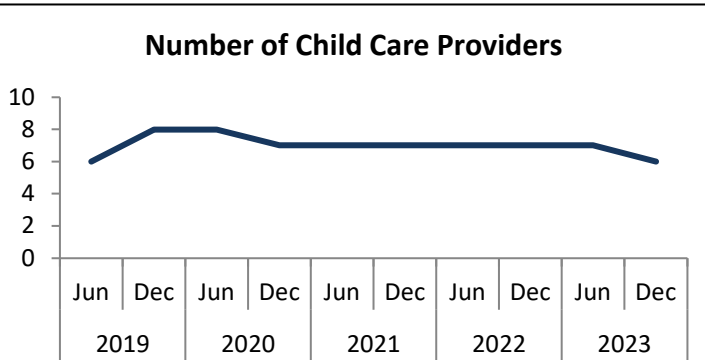
Since 1989, our regional member programs and statewide Family Center have enhanced the quality of child care and helped families by:

- Delivering training, technical assistance, & consultation to child care providers
- Supplying families with consumer education & referrals for child care

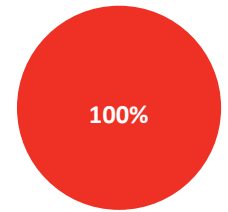
San Juan County

is served locally by **Child Care Aware of Northwest Washington** a program of The Opportunity Council
 1201 Cornwall Ave. Ste. 201
<https://www.ccanorthwest.org/>
 888.444.1862 x1227

In San Juan County, the number of child care providers has stayed the same from 6 with capacity for 199 children in 2019, to 6 providers with capacity for 187 children in December of 2023.*

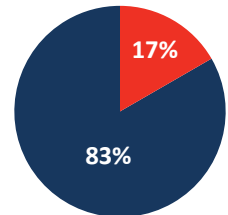


Child Care Provider Type



- Centers
- Family Child Care
- School Age Only

State Subsidy



- Accept all ages
- Do not accept
- Accept school age only

Early Achievers

Early Achievers is Washington's **Quality Recognition and Improvement System (QRIS)**, which gives training, technical assistance, coaching, awards, scholarships, and other benefits to child care providers **to improve the quality of their care.**

Statewide, 4,628 child care providers participate in Early Achievers.

Approximately 100% of licensed child care providers in San Juan County are enrolled in Early Achievers. Early Achievers provides families with valuable child care program quality information so they can make informed child care choices.

Early Achievers (QRIS) Participation

Total	8
Child Care Centers	6
Family Child Care	0
Head Start & State Preschool Sites	2
Enrollment as of	3/24/2024

Demographics

Population¹

Total Population in 2020	17,340
Change since 2015	1,160
Children under 5 yrs	485
Children under 15 yrs	2,499
K-12 Enrollment ²	1,798
Pre-K-5th Enrollment ²	788

Economics

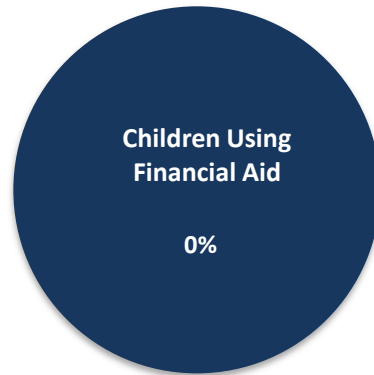
% of children under 18 living in poverty ³	12.1%
% of children under 6 w/ all parents working ⁴	61.9 to 65.9%
Median Household Income ¹	\$71,678
Unemployment Rate ⁵	4.1%

Helping Families Find Child Care in 2023

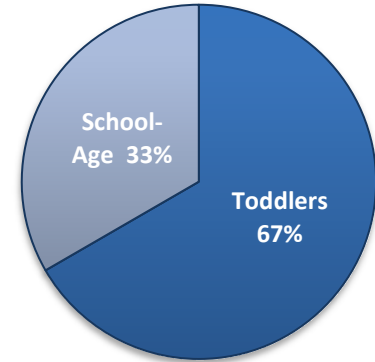
In 2023, Child Care Aware of Washington programs have helped 12,199 families find child care providers matching their unique needs.

In San Juan County alone, we helped 3 families with 3 children in need of child care to search for matching providers 4 times.

Children Using Subsidies



Referral Demand by Child Age



Compensation in 2022

Comparison of Average Annual Salary/Income ⁶	
Child Care Center Teacher	\$36,252
Child Care Center Director	\$40,035
Family Child Care Provider	\$36,079
K-12 Teacher (Statewide) ⁷	\$91,982

Contact Child Care Aware of Washington

1001 Pacific Avenue Suite 400
Tacoma, WA 98402
253.383.1735

Monthly Cost of Child Care in 2023

Centers	Median Cost	75th Percentile Cost	State Subsidy Rate	Median Cost as a % of Median Income
Infant	\$1,600	\$1,600	\$1,919	27%
Toddler	\$1,495	\$1,600	\$1,741	25%
Preschool	\$1,600	\$1,600	\$1,571	27%
School Age	\$347	\$368	\$1,418	6%

Family Child Care	Median Cost	75th Percentile Cost	State Subsidy Rate	Median Cost as a % of Median Income
Infant	No Family Ch	No Family Child Ca	\$1,408	N/A
Toddler	No Family Ch	No Family Child Ca	\$1,280	N/A
Preschool	No Family Ch	No Family Child Ca	\$1,174	N/A
School Age	No Family Ch	No Family Child Ca	\$1,067	N/A

Data Sources:

Most data is from Child Care Aware of Washington. More data and full citations are available at <https://www.childcareawarewa.org>.

*Includes licensed child care (centers and family child care) and exempt school-age programs only

¹ Washington State Office of Financial Management, 2022

² Office of the Superintendent of Public Instruction, Report Card Enrollment, 2023-2024

³ U.S. Census Bureau Small Area Income and Poverty Estimates, 2022

⁴ U.S. Census Bureau American Community Survey, 2022

⁵ Washington State Employment Security Department; U.S. BLS, Local Area Unemployment Statistics, 2023 (not seasonally-adjusted)

⁶ Prenatal to Five Fiscal Strategies, Cost of Quality Survey, 2022

Note: Child care provider income is regional data, not county-specific. San Juan County is in Northwest Washington which includes: Island, San Juan, Skagit, Snohomish, Whatcom.

⁷ Office of the Superintendent of Public Instruction, Historical Comparison of Statewide School District Personnel, 2022-23