



# Child Care in Whitman County



March 2024

Statewide during the past 12 years, Washington has gained over 20,000 slots and decreased by 2,000 providers. The increases in capacity are a result of more family child care closures and larger centers opening. Since 2022, Washington has seen an increase of 500 family child care programs and 70 centers. Current gains in providers are encouraging, however we have significantly less providers than 12 years ago. The trend of less providers and more capacity being available at large centers has contributed to child care deserts, as the number of child care locations has decreased. Moreover, communities across the state have experienced differential outcomes in child care availability as some areas experienced greater child care decreases and in some cases lowered capacity.

## Child Care Aware of Washington

Child Care Aware of Washington provides thorough and independent information and support:

- For families seeking quality child care
- For child care programs seeking to improve quality
- For effective policymaking

Since 1989, our regional member programs and statewide Family Center have enhanced the quality of child care and helped families by:

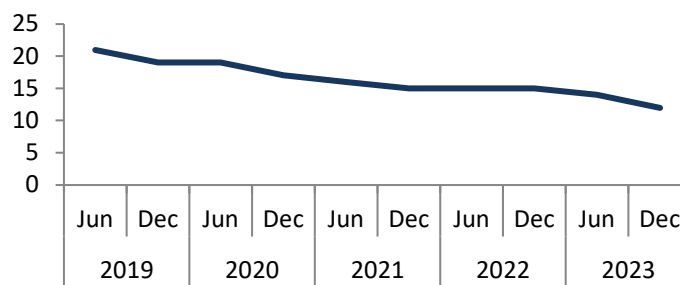
- Delivering training, technical assistance, & consultation to child care providers
- Supplying families with consumer education & referrals for child care

## Whitman County

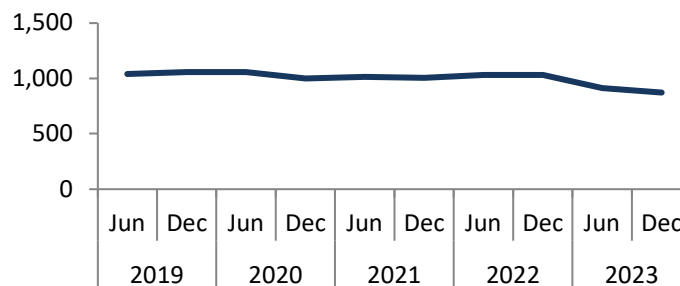
is served locally by  
**Child Care Aware of  
Eastern Washington**  
a program of  
Community-Minded Enterprises  
2001 N Division St, Ste. 130  
<http://community-minded.org/>  
800.446.2229

In Whitman County, the number of child care providers has dropped from 21 with capacity for 1,038 children in 2019, to 12 providers with capacity for 872 children in December of 2023.\*

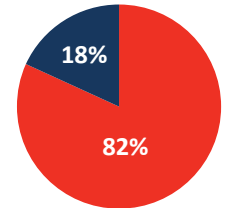
Number of Child Care Providers



Total Child Care Capacity

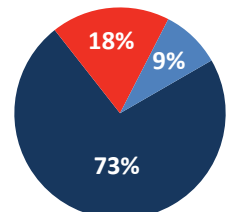


Child Care Provider  
Type



- Centers
- Family Child Care
- School Age Only

State Subsidy



- Accept all ages
- Do not accept
- Accept school age only

## Early Achievers

Early Achievers is Washington's **Quality Recognition and Improvement System (QRIS)**, which gives training, technical assistance, coaching, awards, scholarships, and other benefits to child care providers **to improve the quality of their care.**

**Statewide, 4,628 child care providers participate in Early Achievers.**

Approximately 73% of licensed child care providers in Whitman County are enrolled in Early Achievers. Early Achievers provides families with valuable child care program quality information so they can make informed child care choices.

## Early Achievers (QRIS) Participation

Total	14
Child Care Centers	8
Family Child Care	0
Head Start & State Preschool Sites	6

Enrollment as of 3/24/2024

**Demographics**

**Population<sup>1</sup>**

Total Population in 2020	50,480
Change since 2015	3,230
Children under 5 yrs	2,007
Children under 15 yrs	6,046
K-12 Enrollment <sup>2</sup>	4,594
Pre-K-5th Enrollment <sup>2</sup>	2,248

**Economics**

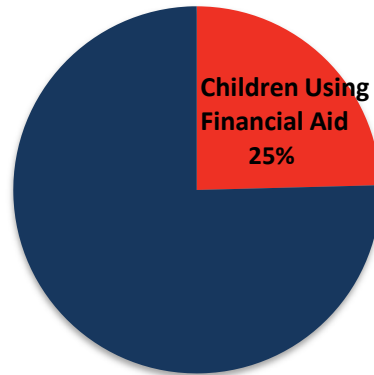
% of children under 18 living in poverty <sup>3</sup>	11.3%
% of children under 6 w/ all parents working <sup>4</sup>	73.5 to 79.2%
Median Household Income <sup>1</sup>	\$53,140
Unemployment Rate <sup>5</sup>	4.8%

**Helping Families Find Child Care in 2023**

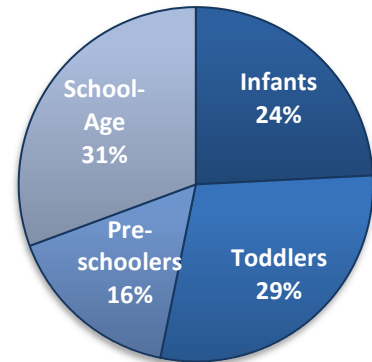
In 2023, Child Care Aware of Washington programs have helped 12,199 families find child care providers matching their unique needs.

In Whitman County alone, we helped 44 families with 61 children in need of child care to search for matching providers 52 times.

**Children Using Subsidies**



**Referral Demand by Child Age**



**Compensation in 2022**

Comparison of Average Annual Salary/Income <sup>6</sup>	
Child Care Center Teacher	\$32,552
Child Care Center Director	\$34,944
Family Child Care Provider	\$32,493
K-12 Teacher (Statewide) <sup>7</sup>	\$91,982

**Monthly Cost of Child Care in 2023**

Centers	Median Cost	75th Percentile Cost	State Subsidy Rate	Median Cost as a % of Median Income
Infant	\$1,337	\$1,719	\$1,668	30%
Toddler	\$1,225	\$1,442	\$1,463	28%
Preschool	\$1,109	\$1,160	\$1,251	25%
School Age	\$485	\$583	\$1,088	11%

Family Child Care	Median Cost	75th Percentile Cost	State Subsidy Rate	Median Cost as a % of Median Income
Infant	No Rates Ava	No Rates Available	\$1,067	N/A
Toddler	No Rates Ava	No Rates Available	\$1,020	N/A
Preschool	No Rates Ava	No Rates Available	\$867	N/A
School Age	No Rates Ava	No Rates Available	\$793	N/A

**Contact Child Care Aware of Washington**

1001 Pacific Avenue Suite 400  
Tacoma, WA 98402  
253.383.1735

Data Sources:

Most data is from Child Care Aware of Washington. More data and full citations are available at <https://www.childcareawarewa.org>.

\*Includes licensed child care (centers and family child care) and exempt school-age programs only

<sup>1</sup> Washington State Office of Financial Management, 2022

<sup>2</sup> Office of the Superintendent of Public Instruction, Report Card Enrollment, 2023-2024

<sup>3</sup> U.S. Census Bureau Small Area Income and Poverty Estimates, 2022

<sup>4</sup> U.S. Census Bureau American Community Survey, 2022

<sup>5</sup> Washington State Employment Security Department; U.S. BLS, Local Area Unemployment Statistics, 2023 (not seasonally-adjusted)

<sup>6</sup> Prenatal to Five Fiscal Strategies, Cost of Quality Survey, 2022

Note: Child care provider income is regional data, not county-specific. Whitman County is in Eastern Washington which includes: Asotin, Benton, Columbia, Franklin, Garfield, Lincoln, Pend Oreille, Spokane, Stevens, Walla Walla, Whitman.

<sup>7</sup> Office of the Superintendent of Public Instruction, Historical Comparison of Statewide School District Personnel, 2022-23

For more information, go to <https://www.childcareawarewa.org>