



Child Care in Skagit County



September 2024

Since 2012, Washington has gained over 24,000 slots and decreased by over 1,400 licensed providers. The increases in capacity are a result of more family child care closures and larger centers opening. Since 2022, Washington has seen an increase of over 500 family child care programs and 80 centers. While these current gains in providers are encouraging, Washington still has significantly fewer providers than it did 12 years ago. The trend of less providers and more capacity being available at large centers has contributed to child care deserts, as the number of child care locations has decreased. Additionally, communities across the state have experienced varied outcomes in child care availability, with some areas seeing greater decreases in child care options and reduced capacity.

Child Care Aware of Washington

Child Care Aware of Washington provides thorough and independent information and support:

- For families seeking quality child care
- For child care programs seeking to improve quality
- For effective policymaking

Since 1989, our regional member programs and statewide Family Center have enhanced the quality of child care and helped families by:

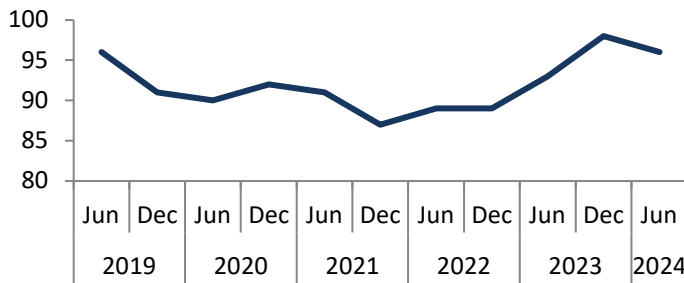
- Delivering training, technical assistance, & consultation to child care providers
- Supplying families with consumer education & referrals for child care

Skagit County

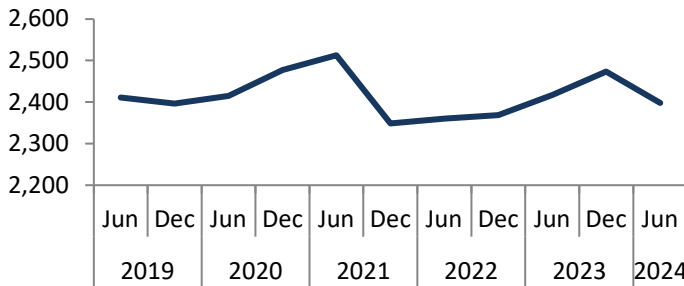
is served locally by **Child Care Aware of Northwest Washington** a program of The Opportunity Council
1201 Cornwall Ave. Ste. 201
<https://www.ccanorthwest.org/>
888.444.1862 x1227

In Skagit County, the number of child care providers has stayed the same from 96 with capacity for 2,411 children in 2019, to 96 providers with capacity for 2,398 children in June of 2024.*

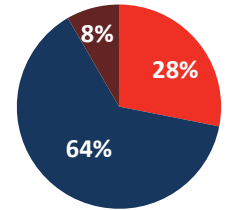
Number of Child Care Providers



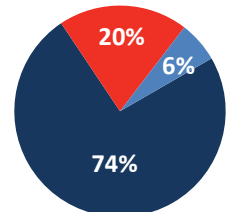
Total Child Care Capacity



Child Care Provider Type



State Subsidy



- Accept all ages
- Do not accept
- Accept school age only

Early Achievers

Early Achievers is Washington's **Quality Recognition and Improvement System (QRIS)**, which offers training, technical assistance, coaching, mental health consultation, awards, scholarships, and other benefits to child care providers **to improve the quality of their care.**

Statewide, 4,811 child care providers participate in Early Achievers.

Approximately 86% of licensed child care providers in Skagit County are enrolled in Early Achievers. Early Achievers provides families with valuable child care program quality information so they can make informed child care choices.

Early Achievers (QRIS) Participation

Total	83
Child Care Centers	21
Family Child Care	55
Head Start & State Preschool Sites	7

Enrollment as of 8/6/2024

Demographics

Population¹

Total Population in 2023	132,000
Change since 2015	11,380
Children under 5 yrs	7,114
Children under 15 yrs	22,515
K-12 Enrollment ²	18,136
Pre-K-5th Enrollment ²	8,400

Economics

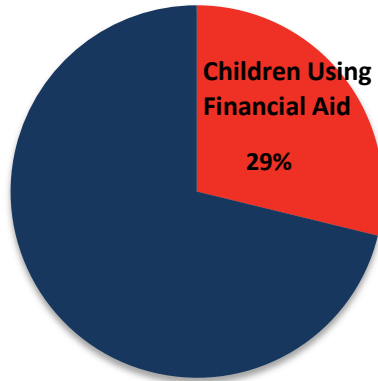
% of children under 18 living in poverty ³	13.3%
% of children under 6 w/ all parents working ⁴	62 to 65.7%
Median Household Income ¹	\$79,118
Unemployment Rate ⁵	4.9%

Helping Families Find Child Care in 2024

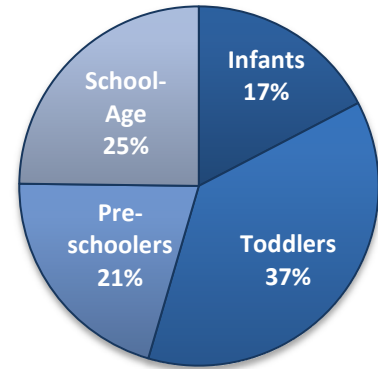
In 2024 so far, Child Care Aware of Washington programs have helped 7,065 families find child care providers matching their unique needs.

In Skagit County alone, we helped 86 families with 118 children in need of child care to search for matching providers 121 times.

Children Using Subsidies



Referral Demand by Child Age



Compensation in 2022

Comparison of Average Annual Salary/Income ⁶	
Child Care Center Teacher	\$36,252
Child Care Center Director	\$40,035
Family Child Care Provider	\$36,079
K-12 Teacher (Statewide) ⁷	\$91,982

Monthly Cost of Child Care in 2024

Centers	Median Cost	75th Percentile Cost	State Subsidy Rate	Median Cost as a % of Median Income
Infant	\$1,565	\$1,949	\$1,919	24%
Toddler	\$1,333	\$1,656	\$1,741	20%
Preschool	\$1,225	\$1,356	\$1,571	19%
School Age	\$574	\$720	\$1,418	9%

Family Child Care	Median Cost	75th Percentile Cost	State Subsidy Rate	Median Cost as a % of Median Income
Infant	\$1,218	\$1,533	\$1,408	18%
Toddler	\$1,083	\$1,429	\$1,280	16%
Preschool	\$1,083	\$1,317	\$1,174	16%
School Age	\$379	\$379	\$1,067	6%

Contact Child Care Aware of Washington

1001 Pacific Avenue Suite 400
Tacoma, WA 98402
253.383.1735

Data Sources:

Most data is from Child Care Aware of Washington. More data and full citations are available at <https://www.childcareawarewa.org>.

*Includes licensed child care (centers and family child care) and exempt school-age programs only

¹ Washington State Office of Financial Management. (2023). Small area demographic estimates.

² Office of the Superintendent of Public Instruction. (2023-2024). Report card enrollment 2023-2024 school year.

³ U.S. Census Bureau. (2022). Small area income and poverty estimates.

⁴ U.S. Census Bureau. (2022). American community survey.

⁵ Washington State Employment Security Department, & U.S. Bureau of Labor Statistics. (2024). Local area unemployment statistics (not seasonally adjusted)

⁶ Prenatal to Five Fiscal Strategies. (2022). Cost of Quality Survey.

Note: Child care provider income is regional data, not county-specific. Skagit County is in Northwest Washington which includes: Island, San Juan, Skagit, Snohomish, Whatcom.

⁷ Office of the Superintendent of Public Instruction. (2023-2024). Historical comparison of statewide school district personnel.

For more information, go to <https://childcareawarewa.org/>