



# Child Care in Spokane County



September 2024

Since 2012, Washington has gained over 24,000 slots and decreased by over 1,400 licensed providers. The increases in capacity are a result of more family child care closures and larger centers opening. Since 2022, Washington has seen an increase of over 500 family child care programs and 80 centers. While these current gains in providers are encouraging, Washington still has significantly fewer providers than it did 12 years ago. The trend of less providers and more capacity being available at large centers has contributed to child care deserts, as the number of child care locations has decreased. Additionally, communities across the state have experienced varied outcomes in child care availability, with some areas seeing greater decreases in child care options and reduced capacity.

## Child Care Aware of Washington

Child Care Aware of Washington provides thorough and independent information and support:

- For families seeking quality child care
- For child care programs seeking to improve quality
- For effective policymaking

Since 1989, our regional member programs and statewide Family Center have enhanced the quality of child care and helped families by:

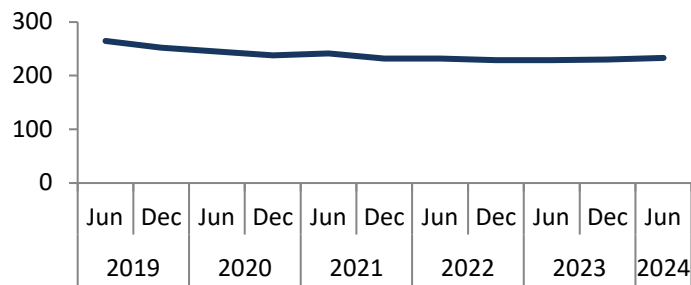
- Delivering training, technical assistance, & consultation to child care providers
- Supplying families with consumer education & referrals for child care

## Spokane County

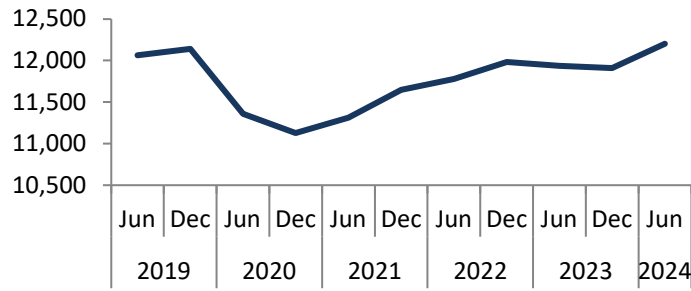
is served locally by **Child Care Aware of Eastern Washington** a program of Community-Minded Enterprises  
2001 N Division St, Ste. 130  
<http://community-minded.org/>  
800.446.2229

In Spokane County, the number of child care providers has dropped from 265 with capacity for 12,064 children in 2019, to 233 providers with capacity for 12,203 children in June of 2024.\*

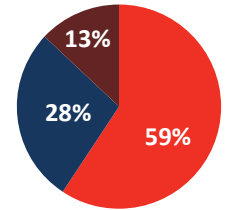
Number of Child Care Providers



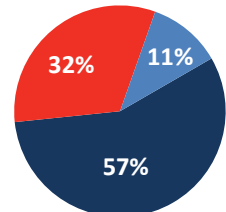
Total Child Care Capacity



Child Care Provider Type



State Subsidy



- Accept all ages
- Do not accept
- Accept school age only

## Early Achievers

Early Achievers is Washington's **Quality Recognition and Improvement System (QRIS)**, which offers training, technical assistance, coaching, mental health consultation, awards, scholarships, and other benefits to child care providers **to improve the quality of their care.**

**Statewide, 4,811 child care providers participate in Early Achievers.**

Approximately 69% of licensed child care providers in Spokane County are enrolled in Early Achievers. Early Achievers provides families with valuable child care program quality information so they can make informed child care choices.

## Early Achievers (QRIS) Participation

Total	200
Child Care Centers	104
Family Child Care	35
Head Start & State Preschool Sites	61

Enrollment as of 8/6/2024

**Demographics**

**Population<sup>1</sup>**

Total Population in 2023	554,600
Change since 2015	66,290
Children under 5 yrs	30,077
Children under 15 yrs	94,792
K-12 Enrollment <sup>2</sup>	76,098
Pre-K-5th Enrollment <sup>2</sup>	36,148

**Economics**

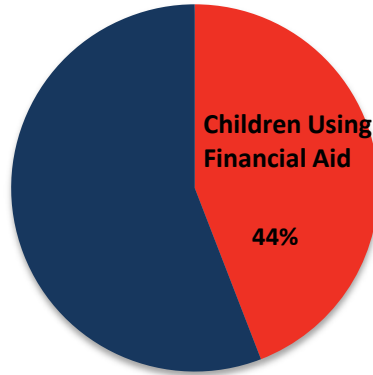
% of children under 18 living in poverty <sup>3</sup>	15%
% of children under 6 w/ all parents working <sup>4</sup>	66.7 to 72%
Median Household Income <sup>1</sup>	\$69,079
Unemployment Rate <sup>5</sup>	4.3%

**Helping Families Find Child Care in 2024**

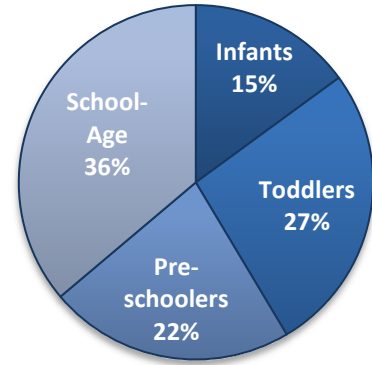
In 2024 so far, Child Care Aware of Washington programs have helped 7,065 families find child care providers matching their unique needs.

In Spokane County alone, we helped 528 families with 725 children in need of child care to search for matching providers 669 times.

**Children Using Subsidies**



**Referral Demand by Child Age**



**Compensation in 2022**

Comparison of Average Annual Salary/Income <sup>6</sup>	
Child Care Center Teacher	\$32,552
Child Care Center Director	\$34,944
Family Child Care Provider	\$32,493
K-12 Teacher (Statewide) <sup>7</sup>	\$91,982

**Monthly Cost of Child Care in 2024**

Centers	Median Cost	75th Percentile Cost	State Subsidy Rate	Median Cost as a % of Median Income
Infant	\$1,496	\$1,582	\$1,485	26%
Toddler	\$1,265	\$1,390	\$1,226	22%
Preschool	\$1,158	\$1,231	\$1,130	20%
School Age	\$500	\$650	\$1,062	9%

Family Child Care	Median Cost	75th Percentile Cost	State Subsidy Rate	Median Cost as a % of Median Income
Infant	\$1,042	\$1,100	\$1,040	18%
Toddler	\$916	\$995	\$1,040	16%
Preschool	\$880	\$975	\$975	15%
School Age	\$360	\$464	\$975	6%

**Contact Child Care Aware of Washington**

1001 Pacific Avenue Suite 400  
Tacoma, WA 98402  
253.383.1735

Data Sources:

Most data is from Child Care Aware of Washington. More data and full citations are available at <https://www.childcareawarewa.org>.

\*Includes licensed child care (centers and family child care) and exempt school-age programs only

<sup>1</sup> Washington State Office of Financial Management. (2023). Small area demographic estimates.

<sup>2</sup> Office of the Superintendent of Public Instruction. (2023-2024). Report card enrollment 2023-2024 school year.

<sup>3</sup> U.S. Census Bureau. (2022). Small area income and poverty estimates.

<sup>4</sup> U.S. Census Bureau. (2022). American community survey.

<sup>5</sup> Washington State Employment Security Department, & U.S. Bureau of Labor Statistics. (2024). Local area unemployment statistics (not seasonally adjusted)

<sup>6</sup> Prenatal to Five Fiscal Strategies. (2022). Cost of Quality Survey.

Note: Child care provider income is regional data, not county-specific. Spokane County is in Eastern Washington which includes: Asotin, Benton, Columbia, Franklin, Garfield, Lincoln, Pend Oreille, Spokane, Stevens, Walla Walla, Whitman.

<sup>7</sup> Office of the Superintendent of Public Instruction. (2023-2024). Historical comparison of statewide school district personnel.

For more information, go to <https://childcareawarewa.org/>