



Ver/Imprimir su expediente academico
no official (Unofficial Transcript)



SEATTLE CENTRAL
COLLEGE

Current Students

International

Employees

Community

Donors



About -Programs -Enrollment & Funding -Campus Life -



NORTH SEATTLE
COLLEGE

Students

International

Employees

Community

Donors



About - Programs - Enrollment & Funding - Student Services - Campus Life -



SOUTH SEATTLE
COLLEGE

Students

International

Employees

Community

Donors



About - Programs - Enrollment & Funding - Student Services - Campus Life -

Paso 1:

Abra un navegador y vaya al sitio web de su campus.
Haga clic en **Students** o **Current Students**

www.seattlecentral.edu

www.southseattle.edu

www.northseattle.edu

Students



Latest from North Seattle

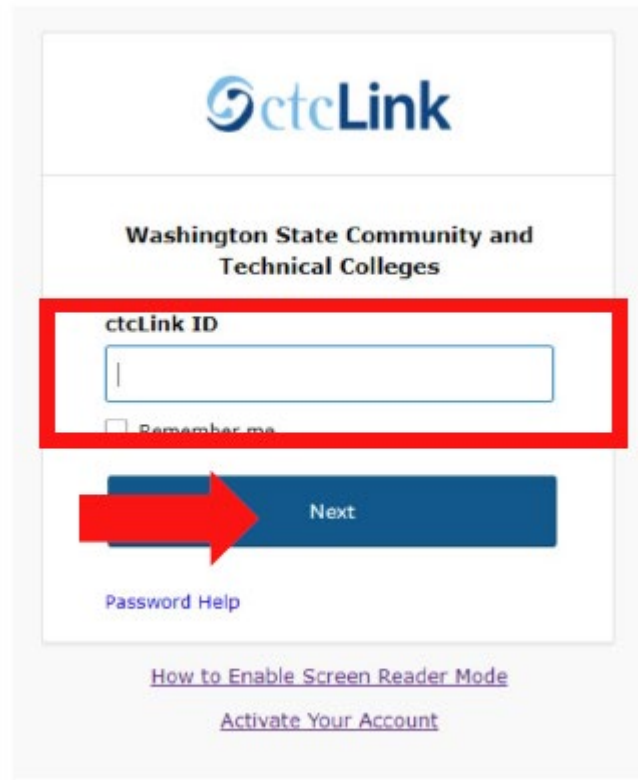


Sound Transit hits 'exciting' milestone



NSC will host Nikkita 4

Paso 2: Haga Clic en el icono de enlace CTC



The image shows the ctcLink login page for Washington State Community and Technical Colleges. The page has a white background with a blue header containing the ctcLink logo. Below the logo, the text "Washington State Community and Technical Colleges" is centered. A red rectangular box highlights the "ctcLink ID" input field, which is a white box with a blue border. Below the input field is a "Remember me" checkbox. A large red arrow points to the "Next" button, which is a blue rectangle with white text. Below the button is a "Password Help" link. At the bottom of the page are two links: "How to Enable Screen Reader Mode" and "Activate Your Account".

ctcLink

Washington State Community and Technical Colleges

ctcLink ID

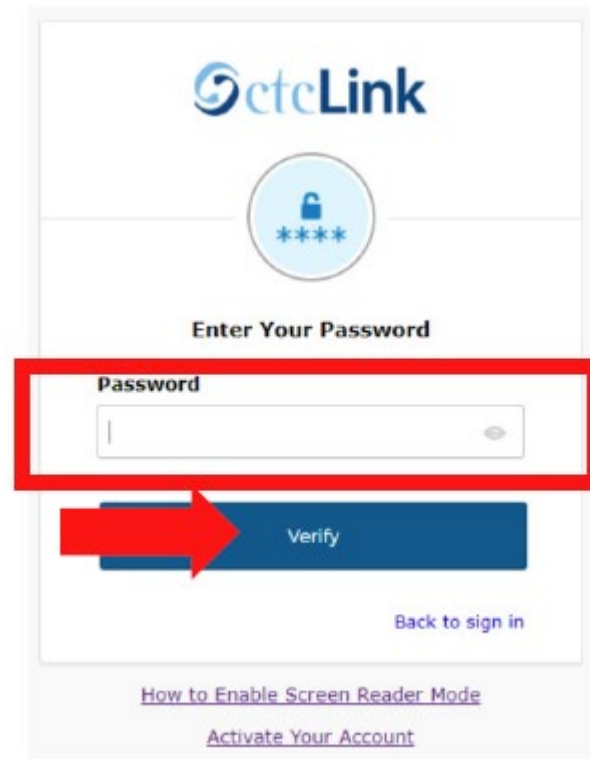
☐ Remember me

Next

[Password Help](#)

[How to Enable Screen Reader Mode](#)

[Activate Your Account](#)



The image shows the ctcLink password verification page. The page has a white background with a blue header containing the ctcLink logo. Below the logo is a circular icon with a padlock and the text "****". The text "Enter Your Password" is centered. A red rectangular box highlights the "Password" input field, which is a white box with a blue border and a toggle icon. A large red arrow points to the "Verify" button, which is a blue rectangle with white text. Below the button is a "Back to sign in" link. At the bottom of the page are two links: "How to Enable Screen Reader Mode" and "Activate Your Account".

ctcLink

Enter Your Password

Password

Verify

[Back to sign in](#)

[How to Enable Screen Reader Mode](#)

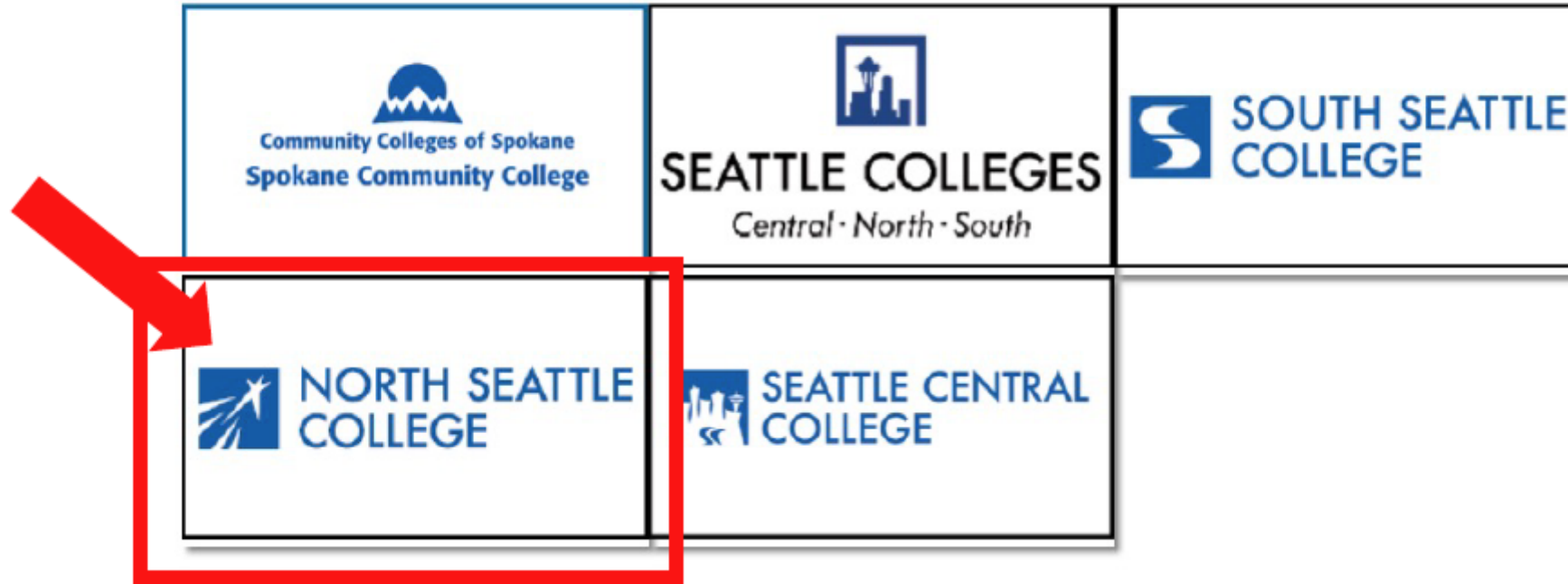
[Activate Your Account](#)

Inicia session en tu cuenta.

Paso 3:

- Ingrese su ID de ctcLink y haga clic en **Next**
- Ingrese su contraseña de ctcLink y haga clic **Verify**


Please click the applicable link for the District or the College.



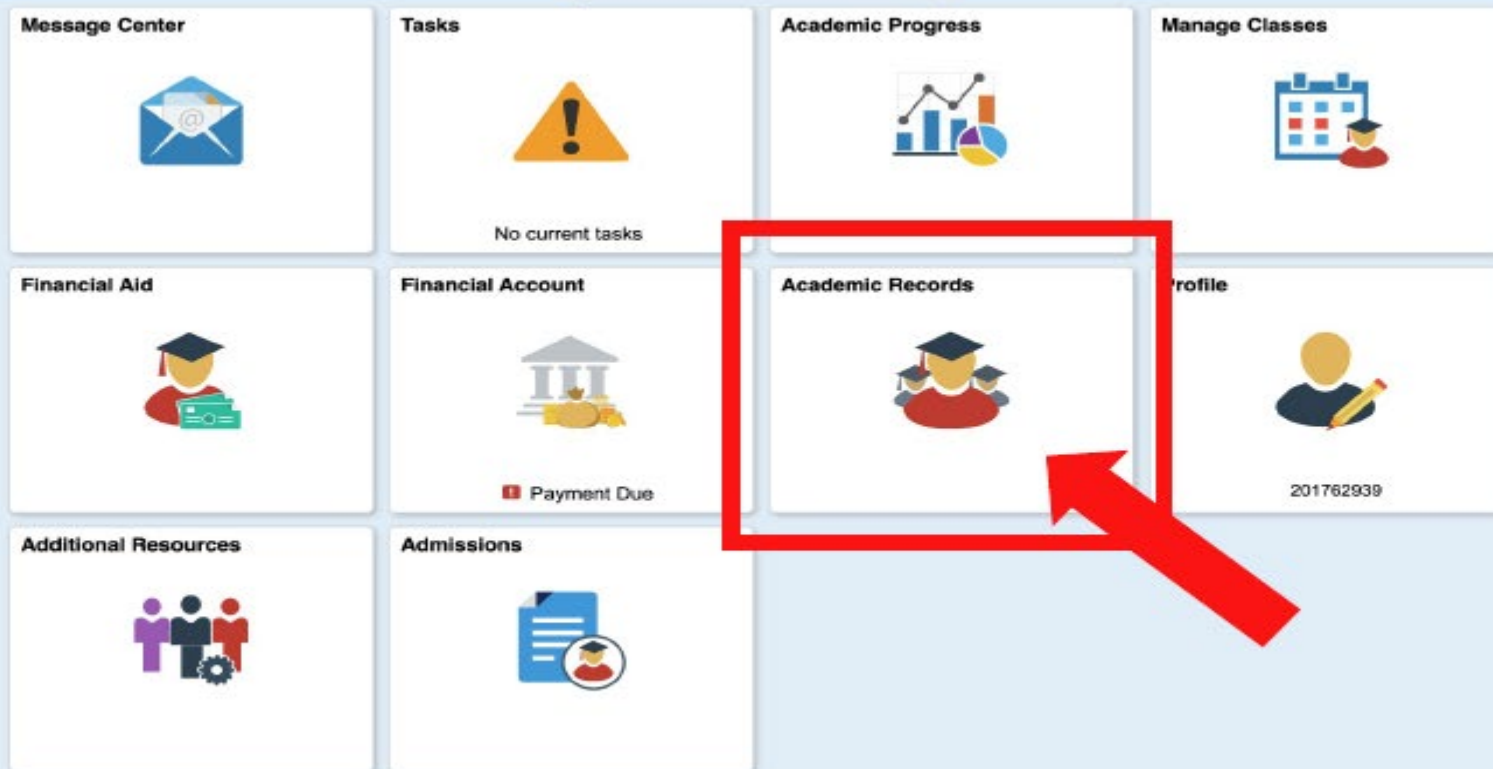
Paso 4:

Si eres o has sido estudiante en mas de un colegio comunitario Estatal de Washington, haz clic en la Universidad en la que deaseas iniciar sesion.

Si solo has sido admitido o asistes a una Universidad, ve al **paso 5**.



Paso 5: Haga clic en la pagina de **“Student Homepage”**



Paso 6: Haga clic en el mosaico de **Academic Records**

< ctcLink Student Homepage

Course History

Course History

View Grades

View Unofficial Transcript

View Transfer Credit Report

Evaluate Transfer Credit

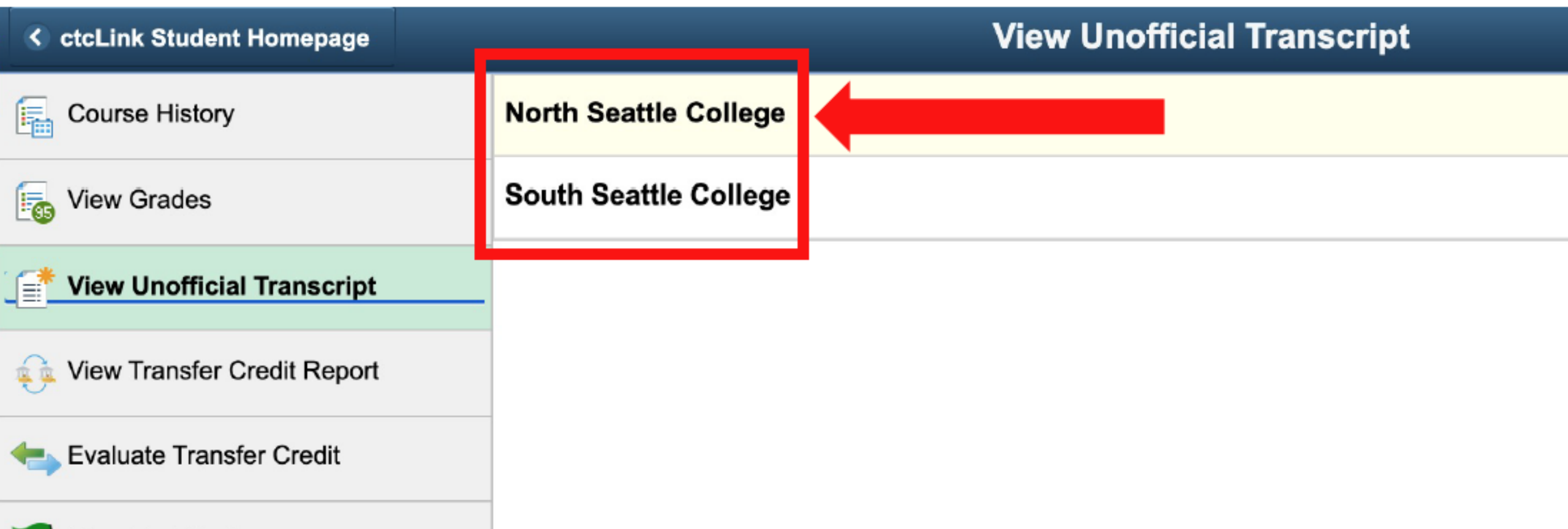
View My Milestones

My Program

Course History

		Term	Grade	Units	Status
HMG 314	Diversity/Culture Travel	Unassigned		5.00	★ Planned

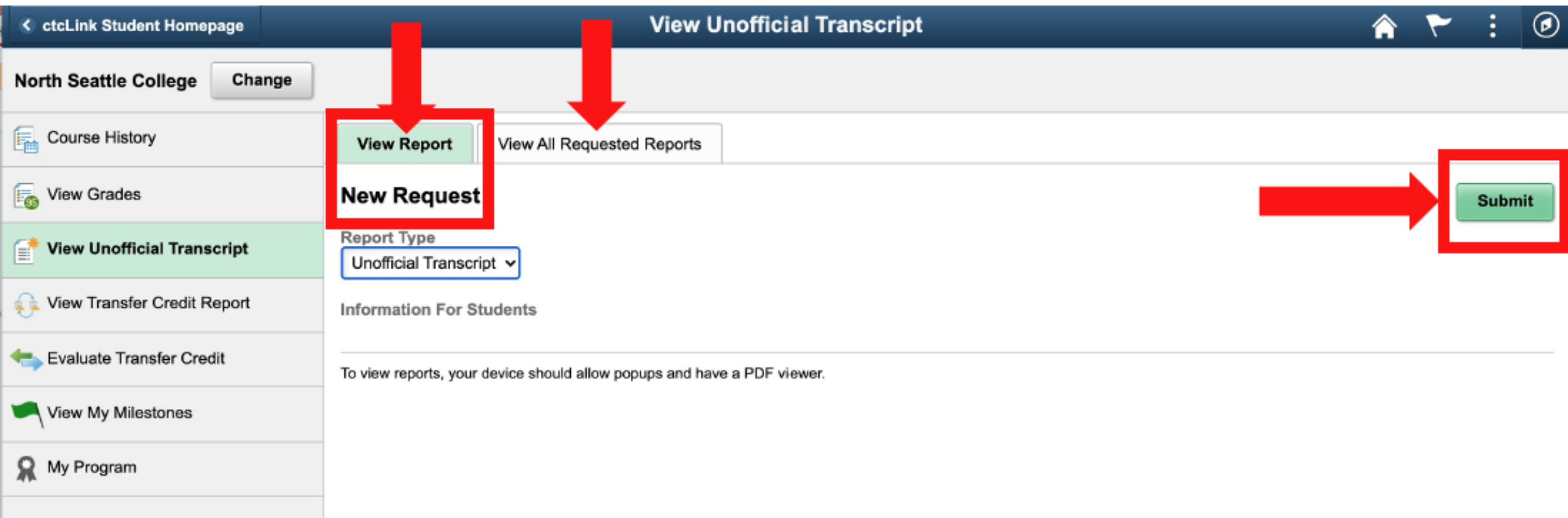
Paso 7: Haga clic para ver la **transcripcion no official** (unofficial transcript)



Paso 8:

Si has cursado estudios en mas de una Universidad, haz clic en tu Universidad actual para ver su expediente academic “Unofficial Transcript.”

Si has asistido a solamente una Universidad, ve al **paso 9**



En esta pagina puede enviar una **New Request** o **View All Requested Reports**. Para obtener una transcripcion nueva y actualizada, haga clic en **Submit** para abrirla en otra Ventana y vaya al **paso 11**.

Paso 9: Para ver solicitudes de transcripcion anteriores, haga clic en **View All Requested Reports** y vaya al **paso 10**.

ctcLink Student Homepage View Unofficial Transcript

North Seattle College Change

Course History View Report View All Requested Reports

View Grades

View Unofficial Transcript

View Transfer Credit Report

Evaluate Transfer Credit

View My Milestones

My Program

Previous Requests

	Request Date ▾	Request Number ▾	Description ▾	
<input checked="" type="checkbox"/>	03/30/2021	961977	Unofficial Transcript	<div>View Report Delete</div>

To view reports, your device should allow popups and have a PDF viewer.

Paso 10:

Para ver una solicitud de transcripcion anterior, marque la casilla correspondiente a la solicitud que deasea ver y haga clic en **View Report**.

La transcripcion solo mostrara la informacion tal como *estaba* en la fecha de la solicitud. Para obtener informacion actualizada, debe enviar una solicitud anterior. Consulte el **paso 9**



Page 1 of 1

Unofficial Transcript - Academic Career

Name: Snow White

Student ID: 201847122

Print Date: 02/12/2021

Beginning of Academic Career Record

FALL 2017

Course		Description	Attempted	Earned	Grade	Points
ART	112	Drawing	3.000	3.000	4.0	0.000
CSC	111	Computers For Math & Sci	5.000	5.000	4.0	0.000
ENGL	900	Transferred-In Course	5.000	5.000	4.0	0.000
ENGL&	111	Intro To Literature	2.000	2.000	4.0	0.000
HIST&	136	Us History 1: To 1877	4.500	4.500	4.0	0.000
HUM	105	Intercultural Comm	4.500	4.500	4.0	0.000
MATH	900	General Mathematics	4.500	4.500	4.0	0.000
MATH&	146	Introduction To Stats	5.000	5.000	4.0	0.000

Term GPA:	0.000	Term Totals:	Attempted	Earned	GPA Units	Points
			33.500	33.500	0.000	0.000

SUMMER 2018

Course		Description	Attempted	Earned	Grade	Points
PHIL&	106	Intro To Logic	5.000	5.000	2.0	0.000
PHIL&	120	Symbolic Logic	5.000	5.000	2.0	0.000
SCI	122	Zoo Science Field Trip	1.000	1.000	4.0	0.000

Attempted	Earned	GPA Units	Points
-----------	--------	-----------	--------

Paso 11: Ahora puedes descargar o imprimir tu expediente academico no official! (unofficial transcript)